





MEDALLION II MEDALLION I



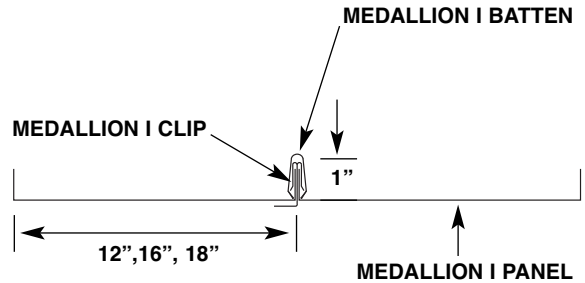
Panel / Trim / Accessories



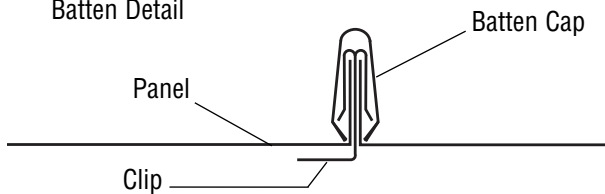
MEDALLION I







Medallion I



Medallion I
Seam &
Batten Detail



Medallion I Pan Conditions

MEDALLION I STRIATED*	 12", 16", 18"
MEDALLION I FLAT PAN	 12", 16", 18"
MEDALLION I DOUBLE PENCIL RIBS	 16" and 18" Only
MEDALLION I SINGLE PENCIL RIB	 12" Only

*Recommended Pan Condition

For any available Testing Data, Section Properties, or Load Tables, please visit www.mcelroymetal.com. For additional information, please contact the **McElroy Engineering Department** at 1-800-950-9082.

Details:

- Minimum slope: 3:12
- Must be installed over solid decking
- Curving: Medallion I only - minimum radius 30"
- Oil canning is a natural occurrence in metal panels and is not a cause for panel rejection


Panel Options:

- Panel width: 12", 16", and 18"
- Panel configurations: striated, ribbed or flat pan (striated recommended)
- Coating:
 - Kynar 500® (PVDF)
- Substrate:
 - Standard 24 GA Galvalume®

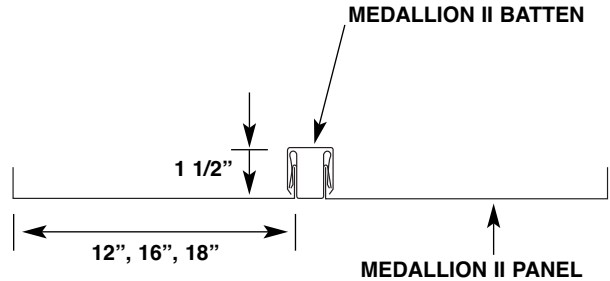
Notes:

- Please contact a McElroy representative for specific pricing, lead times, special colors or gauges that may not be on a McElroy Metal color chart.
- Contents in this manual are subject to change without notice. To confirm this book is the most current copy, please visit McElroy's website at www.mcelroymetal.com.

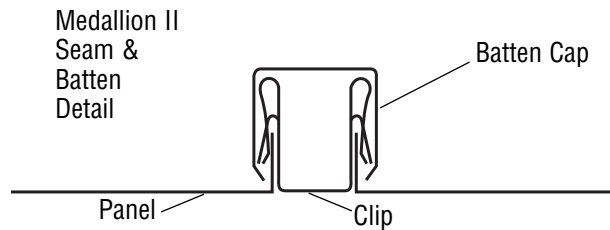
MEDALLION II



Medallion II







Cover width is pan width plus 1".



Medallion II
Seam &
Batten
Detail

Medallion II Pan Conditions

MEDALLION II STRIATED*	
	12", 16", 18"
MEDALLION II FLAT PAN	
	12", 16", 18"
MEDALLION II DOUBLE PENCIL RIBS	
	16" and 18" Only
MEDALLION II SINGLE PENCIL RIB	
*Recommended Pan Condition	12" Only

For any available Testing Data, Section Properties, or Load Tables, please visit www.mcelroymetal.com. For additional information, please contact the **McElroy Engineering Department at 1-800-950-9082**.

Details:

- Minimum slope: 3:12
- Must be installed over solid decking
- Curving: Medallion I only - minimum radius 30"
- Oil canning is a natural occurrence in metal panels and is not a cause for panel rejection

Panel Options:

- Panel width: 12", 16", and 18"
- Panel configurations: striated, ribbed or flat pan (striated recommended)
- Coating:
 - Kynar 500® (PVDF)
- Substrate:
 - Standard 24 GA Galvalume®

Notes:

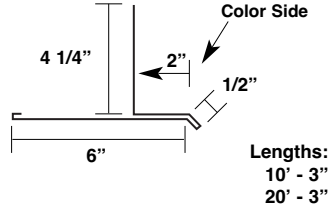
- Please contact a McElroy representative for specific pricing, lead times, special colors or gauges that may not be on a McElroy Metal color chart.
- Contents in this manual are subject to change without notice. To confirm this book is the most current copy, please visit McElroy's website at www.mcelroymetal.com.

MEDALLION I

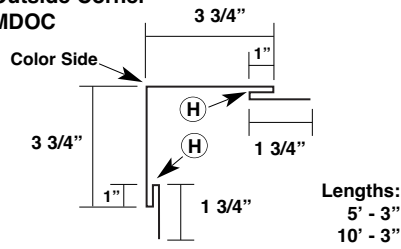
TRIM

24 GA

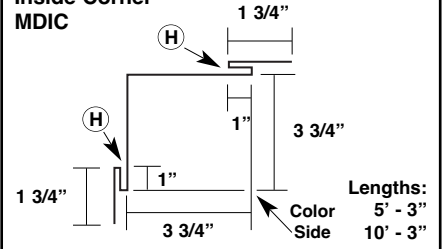
**Soffit Base Trim
MDSB**



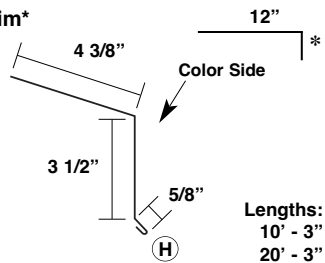
**Outside Corner
MDOC**



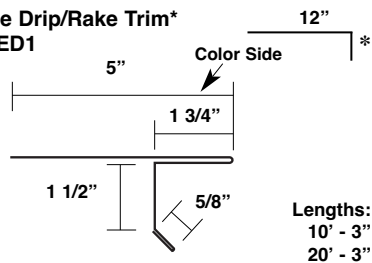
**Inside Corner
MDIC**



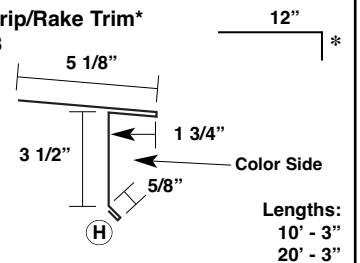
**Eave Trim*
MDET**



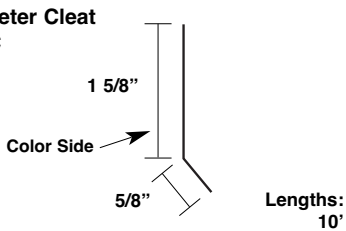
**Eave Drip/Rake Trim*
MDED1**



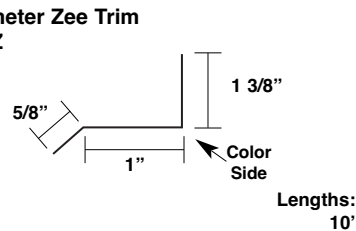
**Eave Drip/Rake Trim*
MDED3**



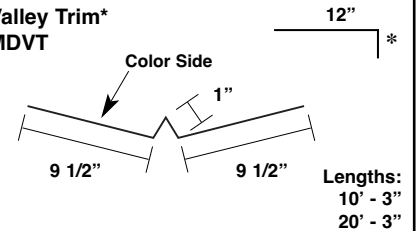
**Perimeter Cleat
MDPC**



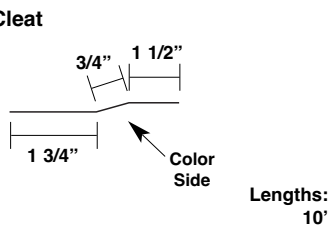
**Perimeter Zee Trim
M1PZ**



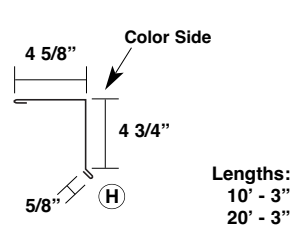
**Valley Trim*
MDVT**



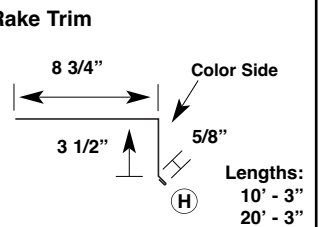
**Offset Cleat
MDOF**



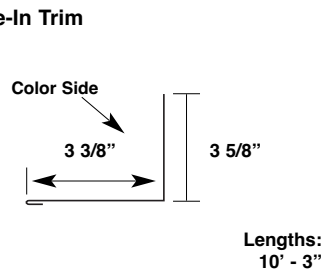
**Rake Trim
M1RT**



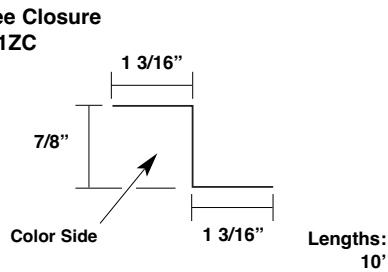
**Alternate Rake Trim
MDAR**



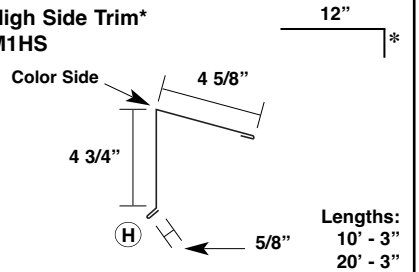
**Rake Tie-In Trim
MDEW**



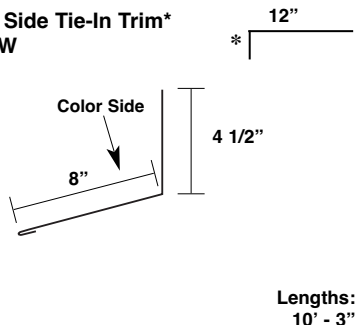
**Zee Closure
M1ZC**



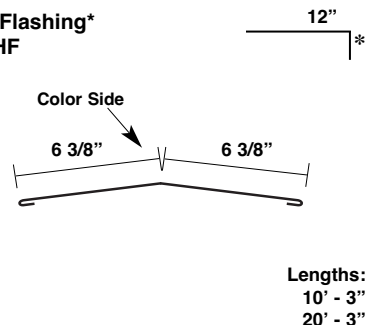
**High Side Trim*
M1HS**



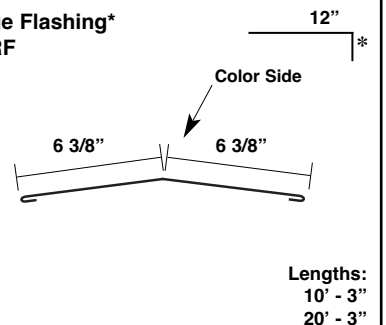
**High Side Tie-In Trim*
MDSW**



**Hip Flashing*
MDHF**



**Ridge Flashing*
MDRF**



*specify roof pitch

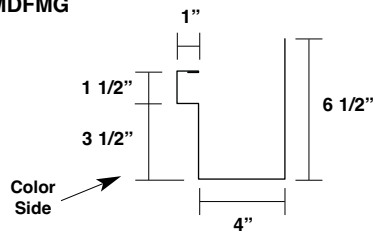
(H) Indicates an open hem - All other hems are closed.

MEDALLION I

TRIM

24 GA

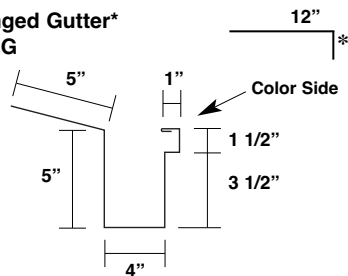
****Face Mounted Gutter
MDFMG**



**Snow guards required to prevent damage caused by sliding snow.

Lengths:
10' - 3"
20' - 3"

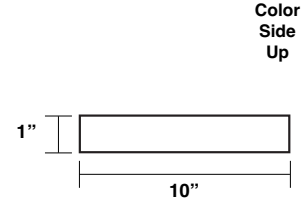
****Flanged Gutter*
MDFLG**



**Snow guards required to prevent damage caused by sliding snow.

Lengths:
10' - 3"
20' - 3"

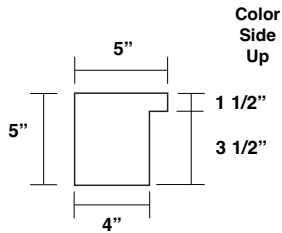
**Gutter Strap
MD-GS**



Color Side Up

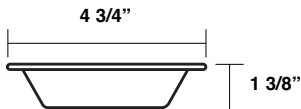
Lengths:
10"

**Gutter End Cap
MDGEC**

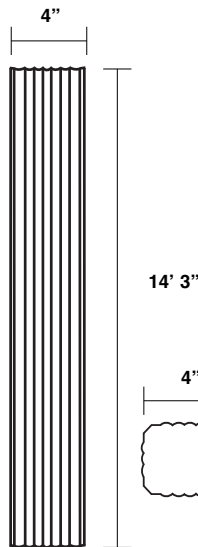


26 Ga.

**Aluminium Downspout Outlet
BBPOUT**

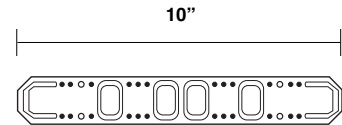


**Downspout 3" x 4"
26 Ga. = BBPDS**



Lengths:
14' - 3"

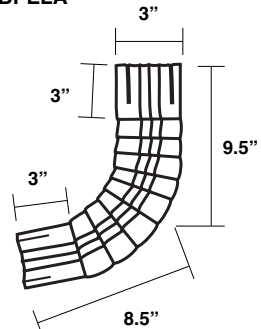
**Downspout Strap
BBPDSS**



Lengths:
10"

Only available in 26 Ga.

**3" x 4" Downspout Elbow A-Style
26 Ga. = BBPELA**



29 Ga. only available at the Marshall and Lewisport locations.

Notes:

*specify roof pitch

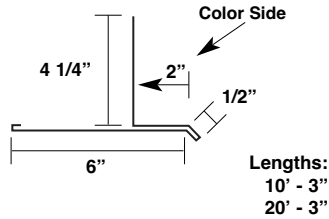
(H) Indicates an open hem - All other hems are closed.

MEDALLION II

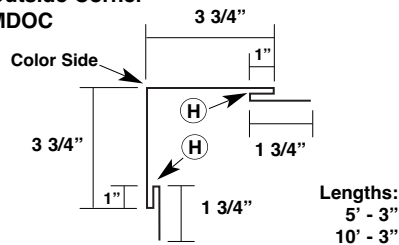
TRIM

24 GA

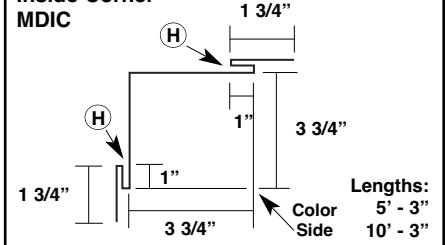
**Soffit Base Trim
MDSB**



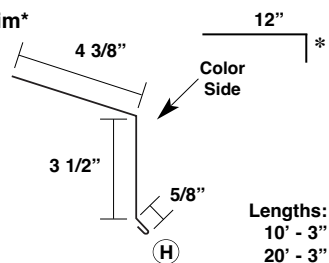
**Outside Corner
MDOC**



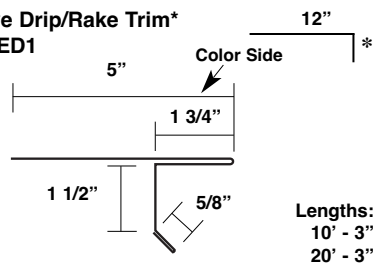
**Inside Corner
MDIC**



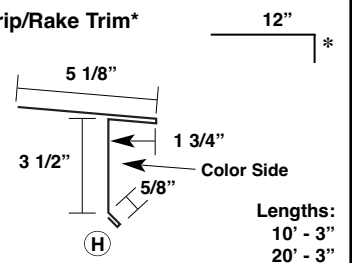
**Eave Trim*
MDET**



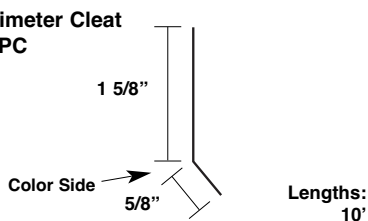
**Eave Drip/Rake Trim*
MDED1**



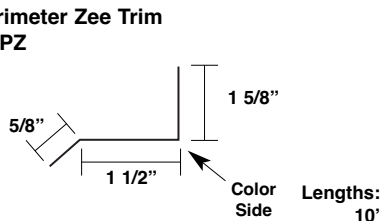
**Eave Drip/Rake Trim*
MDED3**



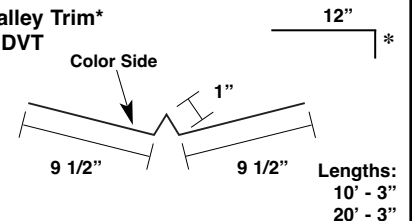
**Perimeter Cleat
MDPC**



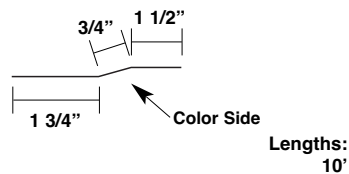
**Perimeter Zee Trim
M2PZ**



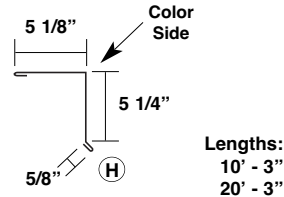
**Valley Trim*
MDVT**



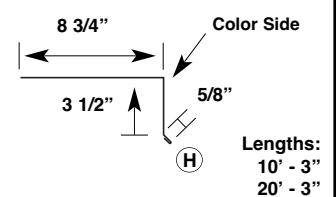
**Offset Cleat
MDOF**



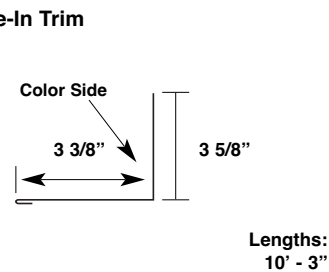
**Rake Trim
M2RT**



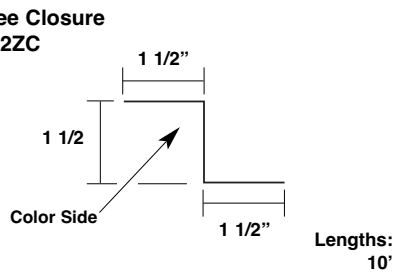
**Alternate Rake Trim
MDAR**



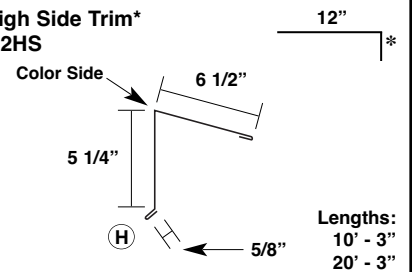
**Rake Tie-In Trim
MDEW**



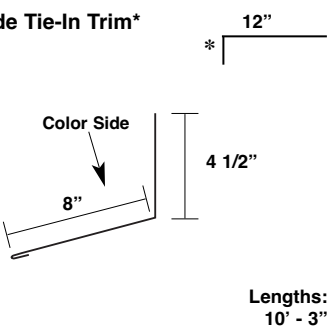
**Zee Closure
M2ZC**



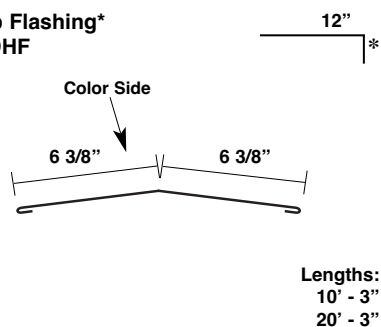
**High Side Trim*
M2HS**



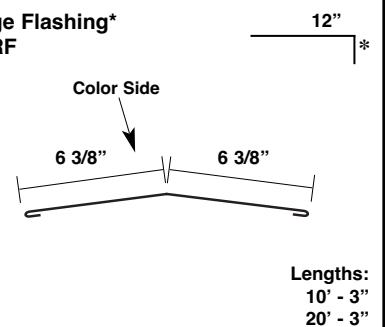
**High Side Tie-In Trim*
MDSW**



**Hip Flashing*
MDHF**



**Ridge Flashing*
MDRF**



*specify roof pitch

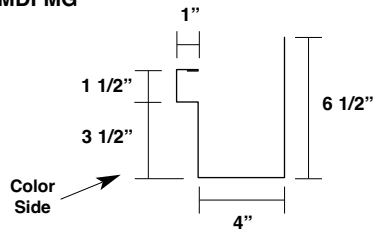
(H) Indicates an open hem - All other hems are closed.

MEDALLION II

TRIM

24 GA

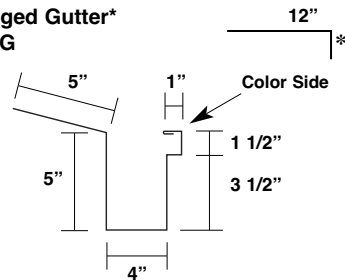
****Face Mounted Gutter**
MDFMG



**Snow guards required to prevent damage caused by sliding snow.

Lengths:
10' - 3"
20' - 3"

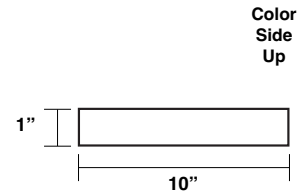
****Flanged Gutter***
MDFLG



**Snow guards required to prevent damage caused by sliding snow.

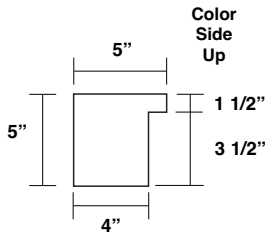
Lengths:
10' - 3"
20' - 3"

Gutter Strap
MD-GS



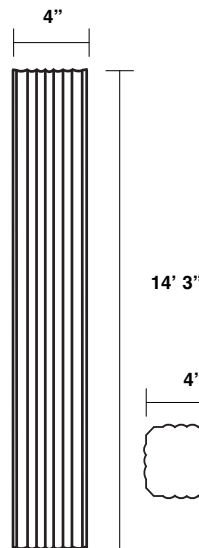
Lengths:
10"

Gutter End Cap
MDGEC



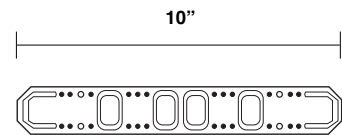
26 Ga.

Downspout 3" x 4"
26 Ga. = BBPDS



Lengths:
14' - 3"

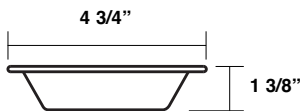
Downspout Strap
BBPDSS



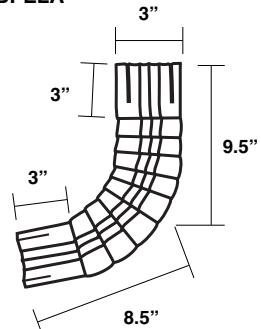
Lengths:
10"

Only available in 26 Ga.

Aluminum Downspout Outlet
BBPOUT



3" x 4" Downspout Elbow A-Style
26 Ga. = BBPELA



29 Ga. only available at the Marshall and Lewisport locations.

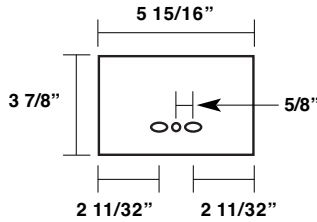
Notes:

MEDALLION I & II

ACCESSORIES

26 GA

Bearing Plate
 Item #: 94599 Primed
 Item #: 203541 Galvanized



#9 - 15 x 1" Woodgrip
 W/O Washer - Plain
 Item #: 36115



1/4 - 14 x 1 1/4" TEK 2
 W/O Washer - Plain
 Item #: 10969



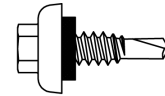
#10 - 12 x 1" Type A
 Pancake Head
 Woodgrip
 Item #: 36116001



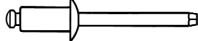
#10 - 16 x 1" TEK2
 Pancake Head
 Self-Driller
 Item #: 36117



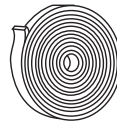
1/4" - 14 x 7/8" LAPTEK ZAC
 Self-Driller
 (Part # Varies by Color)



43D Pop Rivets
 (Part # Varies by Color)



Butyl Tape Sealant
 3/32" x 1" x 45'
 Item #: 95335



Titebond Caulk Sealant
 (Part # varies by color)



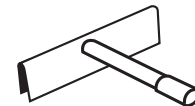
White Urethane Sealant
 Item #: 95320



Sikalastomer Tube Sealant
 Item #: 95342



Hemming Tool
 Item #: 36120



Touch-Up Paint Pen
 (Part # Varies by Color)






MEDALLION I BATTEN and CLIP

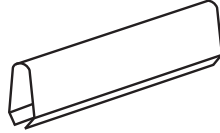
**BATTEN &
CLIP**

26 GA

Medallion I Clip
Item #: 36500



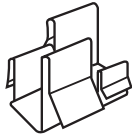
Medallion I Batten



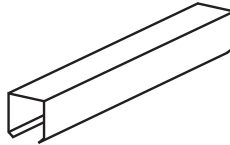
MEDALLION II BATTEN and CLIP

**BATTEN &
CLIP**

Medallion II Clip
Item #: 36510



Medallion II Batten



Notes:



MEDALLION I & II

Notes:

A large, empty rectangular area intended for handwritten notes, framed by a thin black border.



☆ MANUFACTURING LOCATIONS ● SERVICE CENTERS ★ MANUFACTURING AND SERVICE CENTER



CORPORATE OFFICE
1500 HAMILTON RD.
BOSSIER CITY, LA 71111

MANUFACTURING LOCATIONS

- | | | | | |
|--------------|--------------------|------------------|----------------|-------------|
| ADELANTO, CA | ASHBURN, GA | BOSSIER CITY, LA | CLINTON, IL | DIAMOND, MO |
| HOUSTON, TX | LEWISPORT, KY | MARSHALL, MI | MAUSTON, WI | MERKEL, TX |
| | PEACHTREE CITY, GA | SUNNYVALE, TX | WINCHESTER, VA | |

MCELROY METAL
SERVICE
C E N T E R

- | | | | |
|---|---|--|--|
| 17031 Koala Road
Adelanto, CA 92301 | 5215 Leo St.
Alexandria, LA 71301 | 1007 Wilso Dr,
Baltimore, MD 21223 | 1500 Hamilton Rd.
Bossier City, LA 71111 |
| 3052 Yadkin Road
Chesapeake, VA 23323 | 9476 Meadowbrook Rd.
Clinton, IL 61727 | 3215 Highway 59
Diamond, MO 64840 | 390 N. Valley Dell Dr.
Fenton, MO 63026 |
| 409 Lovejoy Road
Ft. Walton Beach, FL 32548 | 3014 Lincoln Court
Garland, TX 75041 | 1440 Aldine Bender Road
Houston, TX 77032 | 10504 E. 59th Street
Indianapolis, IN 46236 |
| 9435 US Hwy. 60 W.
Lewisport, KY 42351 | 1020 Veterans Street
Mauston, WI 53948 | 5123 Terminal Dr.
McFarland, WI 53558 | 514 Cave Road
Nashville, TN 37210 |
| 8304 Hwy. 70 E.
North Little Rock, AR 72117 | 613 North Bierdeman Rd.
Pearl, MS 39208 | 8511 Industrial Drive
Pearland, TX 77584 | 7450 Tower Street
Richland Hills, TX 76118 |
| 8200 Berry Ave. Suite 100
Sacramento, CA 95828 | 1365 Dean Forest Rd.
Savannah, GA 31405 | 7355 Oakley Industrial Blvd.
Union City, GA 30291 | |
| | 1144 Silstar Rd.
West Columbia, SC 29170 | 325 McGhee Rd.
Winchester, VA 22603 | |

Website: www.mcelroymetal.com • E-mail: info@mcelroymetal.com