

THRU-FASTENED PANEL



MAX-RIB



MEGA-RIB



MULTI-RIB



MULTI-V



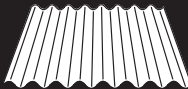
R-PANEL




MINI-RIB



5V CRIMP



M-COR



MULTI-COR



U-PANEL

HANDLING & INSTALLATION INFORMATION



HANDLING & INSTALLATION




INSTALLATION INFORMATION

Handling and Fastening Specifications

The information shown are suggestions or guidelines and are not intended to cover all applications or building requirements. It is the responsibility of the designer/installer to ensure that this information meets particular building conditions and/or code requirements. It is also the responsibility of the installer to ensure that all OSHA and/or safety requirements are understood and met. McElroy Metal shall not be liable for any claim or claims which arise out of the handling or installation of the material.

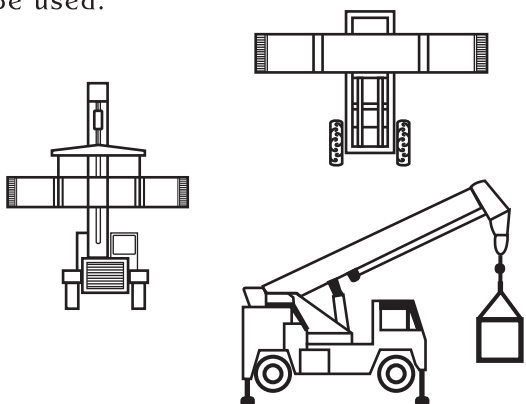
GENERAL HANDLING

When handling metal panels, care should be taken to protect the finish from scratching or abrasion. Dragging panels across one another will unnecessarily increase the risk of scratching. Individual panels should be carried vertical to the ground by grasping the edge of the panel.



MECHANICAL HANDLING

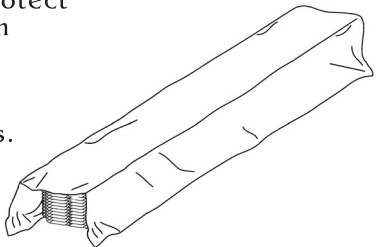
A forklift or crane can be used to handle unopened bundles up to 25' in length. For forklift unloading, forks should be spread to maximum width and placed at center line weight distribution of bundle. For crane unloading, a spreader bar should be used to evenly distribute the weight of the bundle. Cable supports will cause damage to the panels and should not be used.



STORAGE AND PROTECTION

Bundled material should be kept dry and above ground. Material should be tarped (not with plastic) or protected from weather conditions by other means. Allow for proper air circulation to prevent moisture buildup under tarp. Elevate one end of the bundles to allow for moisture runoff. If the panels become wet, all panels should be removed from bundles and individually dried.

Prolonged storage of panels is not recommended. If conditions do not permit immediate installation, extra care should be taken to protect sheets from developing white/red rust or watermarks.



PANEL INSPECTION

All bundles of panels should be inspected upon delivery from McElroy Metal. Any damage or moisture present on panels should be reported to carrier and noted on bill of lading. In addition, McElroy Metal must be notified of damage or moisture within **48 hours** of discovery.

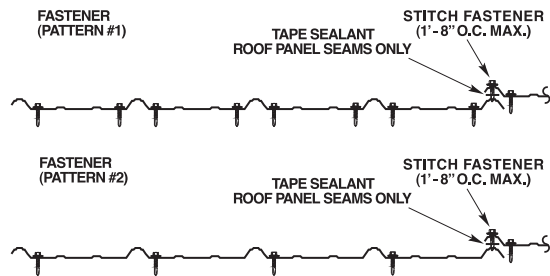
FIELD CUTTING

Some field cutting and fitting of panels is to be expected by the installer and minor field corrections are a part of normal installation work. Always cut one panel at a time. For small cuts, hand-held shears or electric nibblers are recommended. For best cutting results a panel shear is recommended. Shears and nibblers are available through McElroy Metal. Cutting of panels and driving of fasteners will create metal shavings. These metal shavings must be swept or removed from the panel surface. Failure to do so will cause rust stains on the panel surface and will void any warranty.

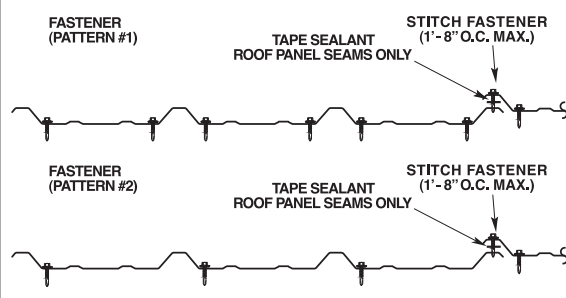
FASTENER POSITIONS LAPPING INFORMATION



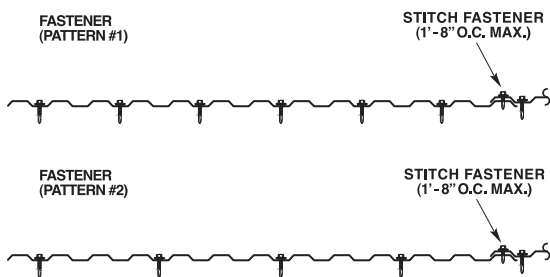
MAX-RIB



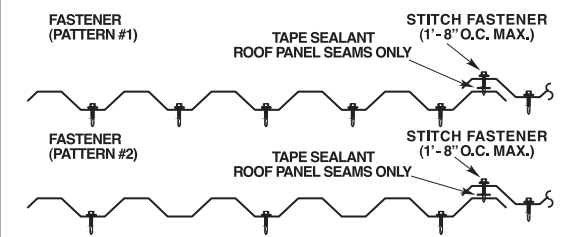
R-PANEL



MINI-RIB



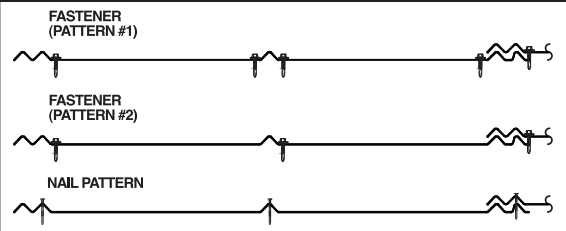
MEGA-RIB



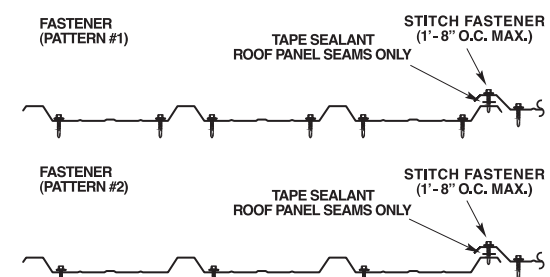
MULTI-V



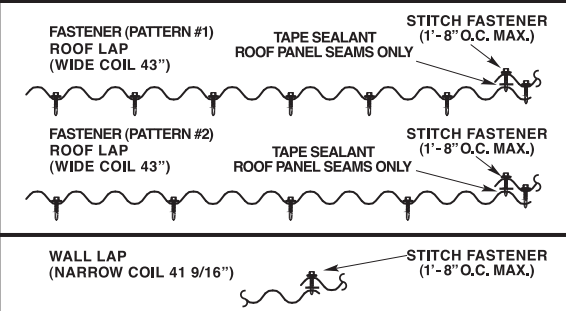
5V CRIMP



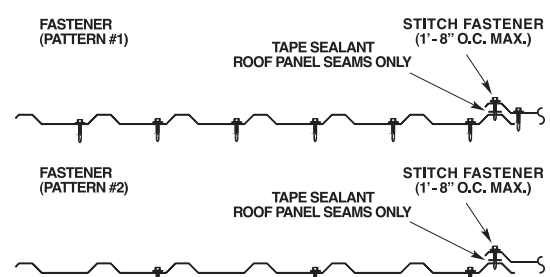
MULTI-RIB



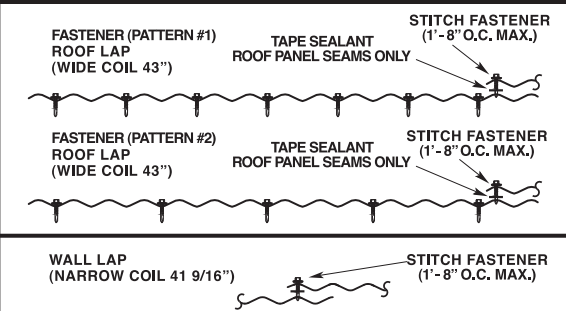
MULTI-COR



U-PANEL



M-COR



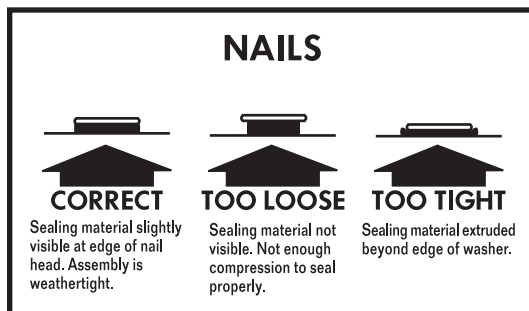
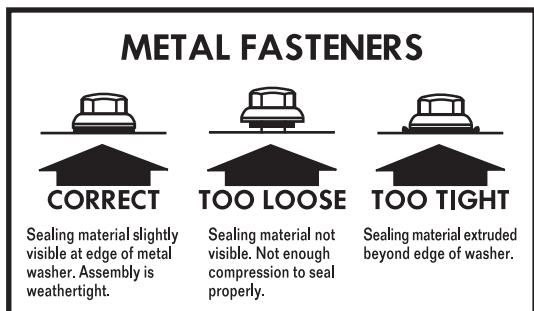
NOTE: FASTENER PATTERN #1 (EAVES, END LAPS AND RIDGE) - FASTENER PATTERN #2 (ALL OTHER LOCATIONS)

INST/PRODUCT



FASTENING DETAILS

The use of proper fasteners and installation procedures is an important factor in the appearance and performance of the panel system. Roofing and siding may be installed using fasteners with weather seal washers.



McElroy Metal shall not be liable for any claim or claims which arise out of the handling or installation of the material.

MANUFACTURING LOCATIONS

ADELANTO, CA	ASHBURN, GA	BOSSIER CITY, LA	CLINTON, IL	DIAMOND, MO
HOUSTON, TX	LEWISPORT, KY	MARSHALL, MI	MAUSTON, WI	MERKEL, TX
PEACHTREE CITY, GA	SUNNYVALE, TX	WINCHESTER, VA		

McELROY METAL SERVICE CENTER

17031 Koala Road Adelanto, CA 92301	5215 Leo St. Alexandria, LA 71301	1007 Wilso Dr. Baltimore, MD 21223	1500 Hamilton Rd. Bossier City, LA 71111
3052 Yadkin Road Chesapeake, VA 23323	9476 Meadowbrook Rd. Clinton, IL 61727	3215 Highway 59 Diamond, MO 64840	390 N. Valley Dell Dr. Fenton, MO 63026
409 Lovejoy Road Ft. Walton Beach, FL 32548	3014 Lincoln Court Garland, TX 75041	1440 Aldine Bender Road Houston, TX 77032	10504 E. 59th Street Indianapolis, IN 46236
9435 U.S. Hwy. 60 W. Lewisport, KY 42351	1020 Veterans St. Mauston, WI 53948	5123 Terminal Dr. McFarland, WI 53558	514 Cave Road Nashville, TN 37210
8304 Hwy. 70 E. North Little Rock, AR 72117	613 North Bierdeman Rd. Pearl, MS 39208	8511 Industrial Drive Pearland, TX 77584	2755 Hwy. 60 Pendergrass, GA 30567
7450 Tower Street Richland Hills, TX 76118	8200 Berry Ave., Suite 100 Sacramento, CA 95826	1365 Dean Forest Rd. Savannah, GA 31405	7355 Oakley Industrial Blvd. Union City, GA 30291
	1144 Silstar Rd. West Columbia, SC 29170	325 McGhee Rd. Winchester, VA 22603	



CORPORATE OFFICE
1500 HAMILTON RD. • BOSSIER CITY, LA 71111

Website: www.mcelroymetal.com • E-mail: info@mcelroymetal.com