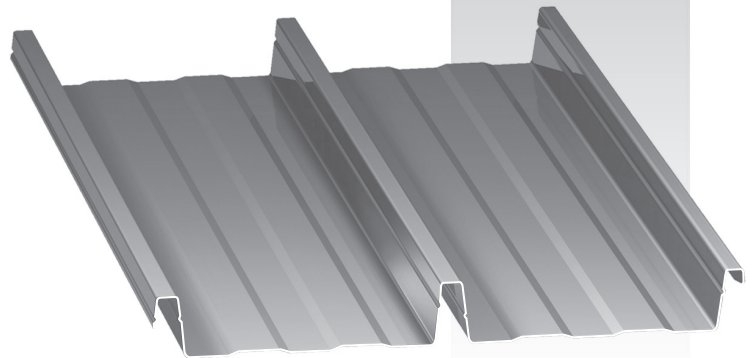



MIRAGE II



Panel/Trim /Accessories

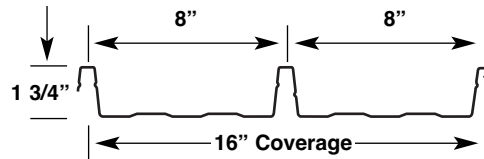


MIRAGE II



Mirage II

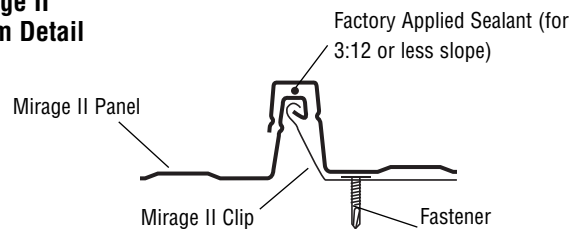
Mirage II Panel



Mirage II Test Data. Section Properties or Load Tables

For any available Testing Data, Section Properties, or Load Tables, please visit www.mcelroymetal.com. For all other additional information, please contact the **McElroy Engineering Department at 1-800-950-9082**.

Mirage II Seam Detail



Details:

- Minimum Slope: 1/4:12
- Factory applied sealant is required in seam (side laps) at less than 3:12 slope
- Can be installed over solid deck or open framing
- Mirage II is produced in Adelanto, CA and Ashburn, GA

Panel Options:

- Panel width: 16"
- Panel configurations: ribbed
- Coating:
 - Kynar 500® (PVDF)
- Substrate:
 - Standard 24 GA Galvalume®

Notes:

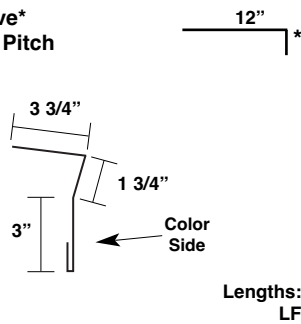
- Oil canning is a natural occurrence in metal panels and is not cause for panel rejection.
- Please contact a McElroy representative for specific pricing, lead times, special colors or gauges that may not be on a McElroy Metal color chart.
- Contents in this manual are subject to change without notice. To confirm this book is the most current copy, please visit McElroy's website at www.mcelroymetal.com.

MIRAGE II

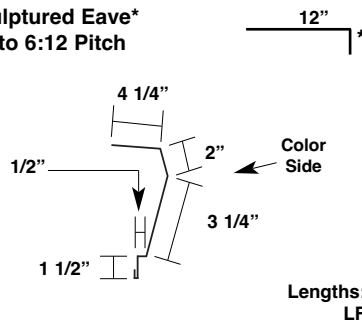
TRIM

26 GA

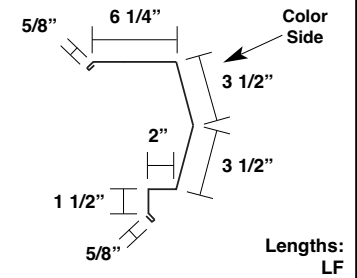
Simple Eave*
Up to 6:12 Pitch



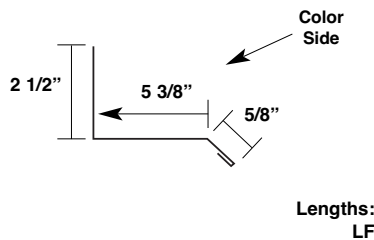
Sculptured Eave*
Up to 6:12 Pitch



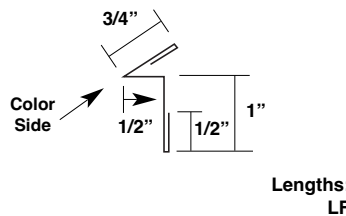
Rake Trim



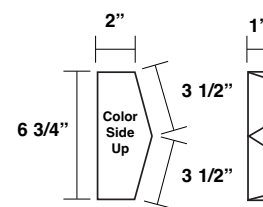
Rake Tie-In



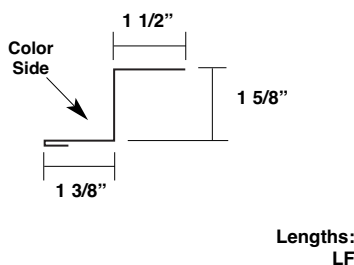
Rake Slide



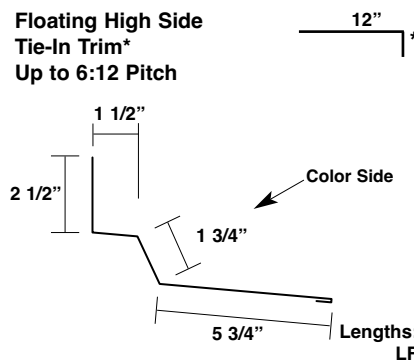
Rake Closure



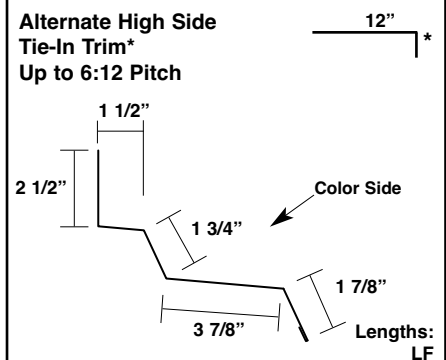
Zee Closure



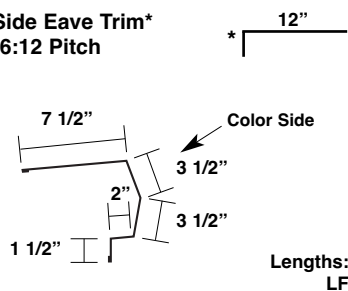
Floating High Side
Tie-In Trim*
Up to 6:12 Pitch



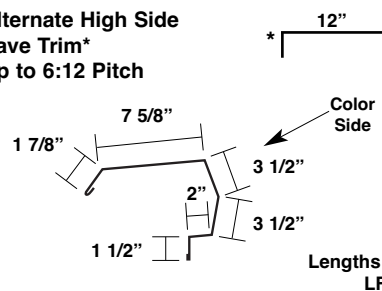
Alternate High Side
Tie-In Trim*
Up to 6:12 Pitch



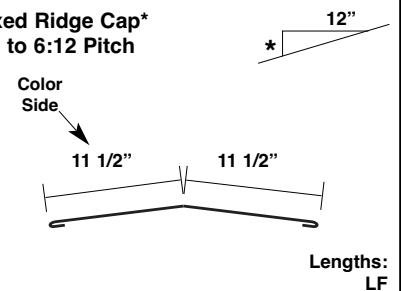
High Side Eave Trim*
Up to 6:12 Pitch



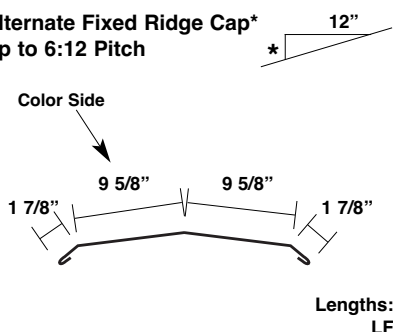
Alternate High Side
Eave Trim*
Up to 6:12 Pitch



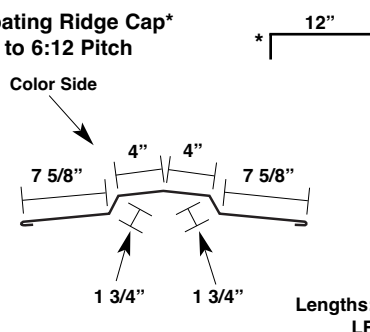
Fixed Ridge Cap*
Up to 6:12 Pitch



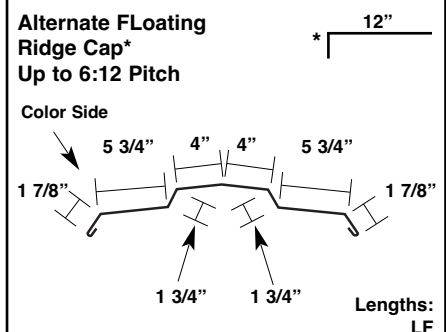
Alternate Fixed Ridge Cap*
Up to 6:12 Pitch



Floating Ridge Cap*
Up to 6:12 Pitch



Alternate Floating
Ridge Cap*
Up to 6:12 Pitch



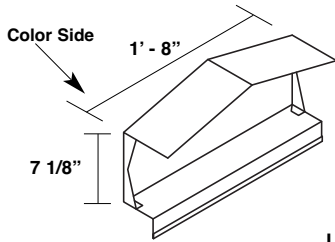
*specify roof pitch

(H) Indicates an open hem - All other hems are closed.

MIRAGE II

TRIM

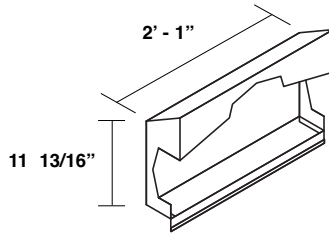
Fixed Peak Box For 3:12
(Additional Roof Pitch Available -
1:12 to 6:12)



24 GA

Lengths:
1' - 8"

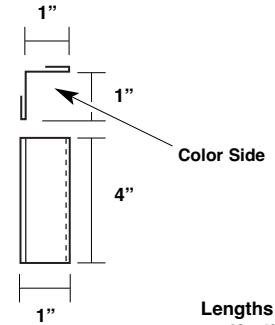
Floating Peak Box For 3:12
(Additional Roof Pitch Available -
1:12 to 6:12)



24 GA

Lengths:
2' - 1"

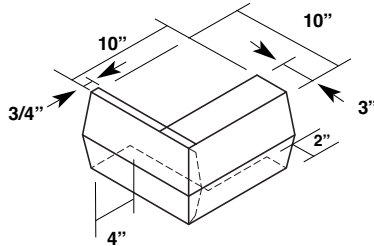
Cinch Angle



26 GA

Lengths:
0' - 4"

****Outside Corner Box for
Standard Gutter
Up to 3:12 Pitch**

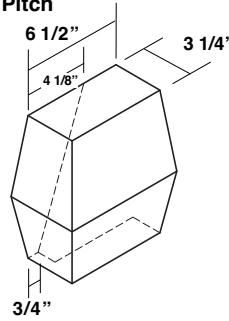


26 GA

(Right Hand Shown Left Hand Opposite)

**Snow guards required to prevent
damage caused by sliding snow.

****Gutter Corner Box for Sculptured Eave
Up to 6:12 Pitch**

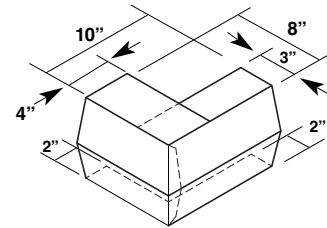


26 GA

(Right Hand Shown Left Hand Opposite)

**Snow guards required to prevent
damage caused by sliding snow.

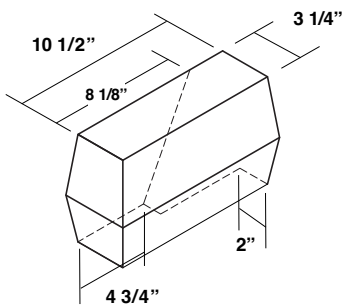
High Side Corner Box



26 GA

(Right Hand Shown Left Hand Opposite)

****Outside Corner Box for Standard Gutter
Above 3:12 to 6:12 Pitch**

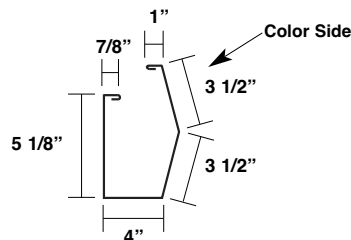


26 GA

(Right Hand Shown Left Hand Opposite)

**Snow guards required to prevent
damage caused by sliding snow.

****Gutter
Up to 3:12 Pitch**

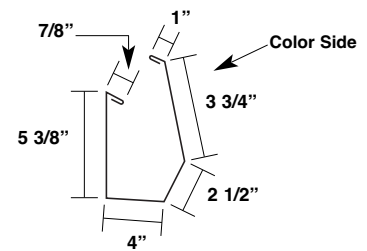


26 GA

**Snow guards required to prevent
damage caused by sliding snow.

Lengths:
LF

****Gutter
Above 3:12 to 6:12 Pitch**

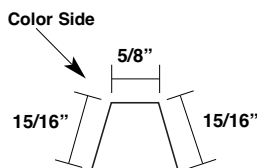


26 GA

**Snow guards required to prevent
damage caused by sliding snow.

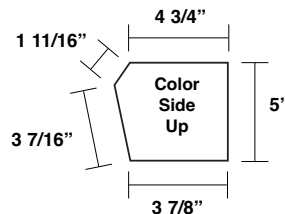
Lengths:
LF

Gutter Strap



26 GA

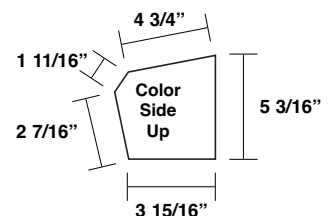
**Gutter End Cap
Up to 3:12 Pitch**



26 GA

(Right Hand Shown Left Hand Opposite)

**Gutter End Cap
Above 3:12 to 6:12 Pitch**



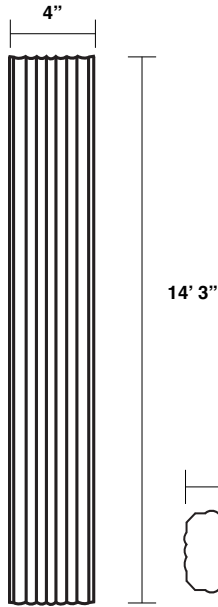
26 GA

(Right Hand Shown Left Hand Opposite)

MIRAGE II

TRIM

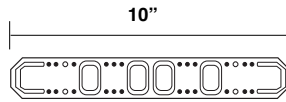
**Downspout
BBPPS**



Only available in 26 Ga.

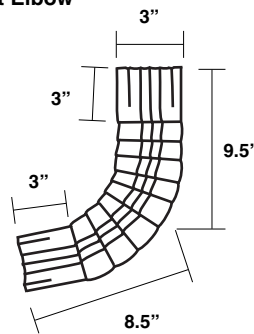
Lengths:
14' - 3"

**Downspout Strap
BBPDSS**



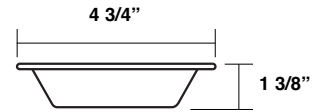
Only available in 26 Ga.

**3" x 4"
Downspout Elbow
A-Style
BBPELA**

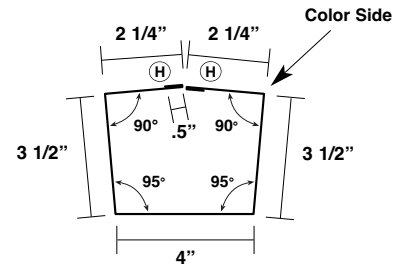


Only available in 26 Ga.

**Aluminum Downspout
Outlet Box
BBPOUT**



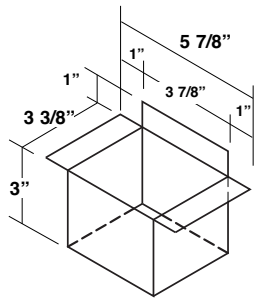
Lock-Seam Downspout



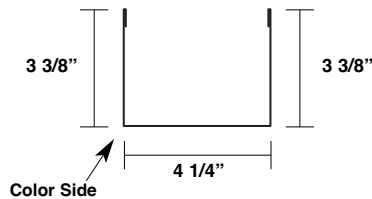
24 GA
(Ashburn, GA)

Lengths:
LF

**Lock-Seam Downspout Outlet -
Standard**



Lock-Seam Downspout Strap



Notes:

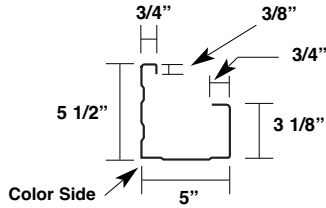
*specify roof pitch

Ⓜ Indicates an open hem - All other hems are closed.

MIRAGE II

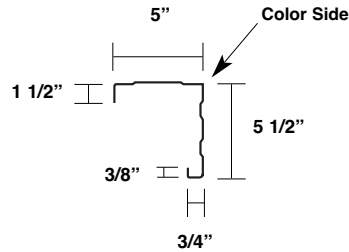
SPECIAL RAKE AND GUTTER TRIM

5 1/2" Gutter
Manufactured in Adelanto, CA



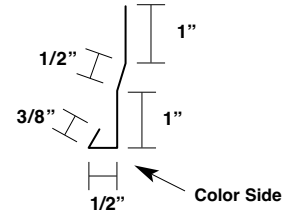
**Snow guards required to prevent damage caused by sliding snow. Lengths: LF

5 1/2" Barge
Manufactured in Adelanto, CA

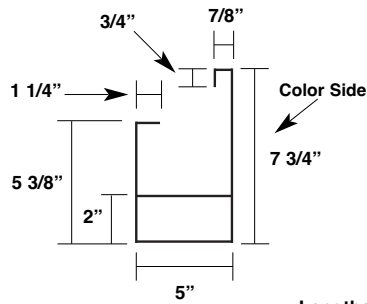


Lengths: LF

5 1/2" Barge Cleat
Painted Item #: 206556
Bare Item #: 206557

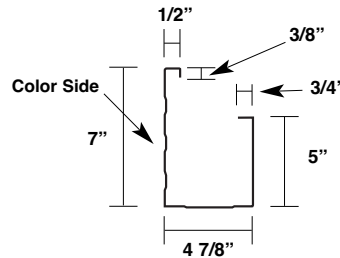


Rainhead Gutter
(Manufactured in Adelanto, CA)



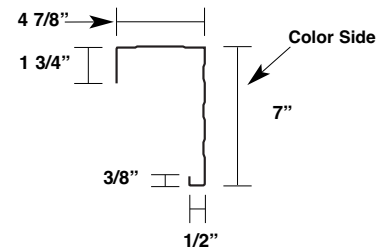
Lengths: 16"

7" Gutter
Manufactured In Ashburn, GA



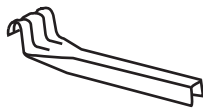
**Snow guards required to prevent damage caused by sliding snow. Lengths: LF

7" Barge
Manufactured in Ashburn, GA



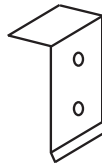
Lengths: LF

Gutter Clip
Item#: 38973 For 5 1/2" Gutter – Adelanto
Item#: 266627 For 7" Gutter – Ashburn



Lengths: N/A

Barge Clip
Item #: 39020
(To be used with 7" Barge)

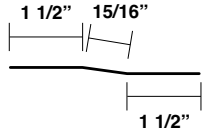


Lengths: N/A

MIRAGE II

ACCESSORIES

Utility Eave Plate
Item #: 17477



Lengths:
10' - 0"

Mirage II 8" Clip
Item #: 38978




Lengths:
8"


#10 - 12 x 1"
Type A Pancake Head
Woodgrip - Plain
Item #: 36116001



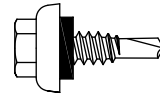
#10 - 16 x 1" TEK2 Pancake Head
2/2 Quadrex Self-Driller - Plain
Item #: 36117




1/4 - 14 x 1 1/4"
TEK2 ZAC 3/8 HWH Plain
(Part # Varies by Color)



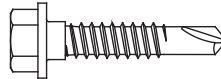
1/4 - 14 x 7/8" LAPTEK ZAC
Self-Driller
(Part # Varies by Color)



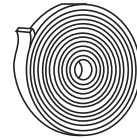
HHAB #14 - 10 x 1 1/2"
Type A ZAC Tapper
(Part # Varies by Color)



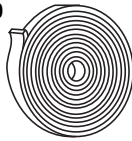
1/4 - 14 x 1 1/4" Shoulder TEK2 3/8
HWH W/O Washer - Plain
Item #: 10975



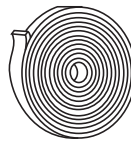
Butyl Bead Tape Sealant
1/4" x 5/16" x 20'
Item #: 95462



Butyl Tape Sealant
3/8" x 3/32" x 45'
Item #: 95340



Butyl Tape Sealant
3/32" x 1" x 30'
Item #: 95345



Titebond Caulk Sealant
(Part # varies by color)



White Urethane Sealant
Item #: 95320



Butyl Tube Sealant
Item #: 95342



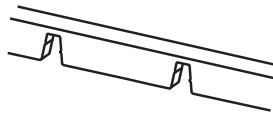
43D Pop Rivet
(Part # Varies by Color)



Touch-Up Paint Pen
(Part # Varies by Color)

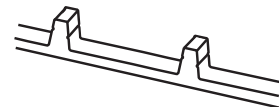


Mirage II Outside Closure
Item #: 39018 Without Adhesive
250258 With Adhesive



Lengths:
2' - 8"

Mirage II Inside Closure
Item #: 39017 Without Adhesive
250257 With Adhesive



Lengths:
2' - 8"

Notes:



☆ MANUFACTURING LOCATIONS ● SERVICE CENTERS ★ MANUFACTURING AND SERVICE CENTER



CORPORATE OFFICE
1500 HAMILTON RD.
BOSSIER CITY, LA 71111

MANUFACTURING LOCATIONS

ADELANTO, CA	ASHBURN, GA	BOSSIER CITY, LA	CLINTON, IL	DIAMOND, MO
HOUSTON, TX	LEWISPORT, KY	LOCKHART, TX	MARSHALL, MI	MAUSTON, WI
MERKEL, TX	PEACHTREE CITY, GA	SUNNYVALE, TX	WINCHESTER, VA	



17031 Koala Road Adelanto, CA 92301	5215 Leo St. Alexandria, LA 71301	1007 Wilso Dr, Baltimore, MD 21223	1500 Hamilton Rd. Bossier City, LA 71111
3052 Yadkin Road Chesapeake, VA 23323	9476 Meadowbrook Rd. Clinton, IL 61727	3215 Highway 59 Diamond, MO 64840	390 N. Valley Dell Dr. Fenton, MO 63026
409 Lovejoy Road Ft. Walton Beach, FL 32548	3014 Lincoln Court Garland, TX 75041	1440 Aldine Bender Road Houston, TX 77032	221 Benelli Drive Hutto, TX 78634
10504 E. 59th Street Indianapolis, IN 46236	32 Industrial Circle Lancaster, PA 17601	9435 US Hwy. 60 W. Lewisport, KY 42351	2701 Cahill Street Lockhart, TX 78644
1020 Veterans Street Mauston, WI 53948	5123 Terminal Dr. McFarland, WI 53558	514 Cave Road Nashville, TN 37210	8304 Hwy. 70 E. North Little Rock, AR 72117
613 North Bierdeman Rd. Pearl, MS 39208	8511 Industrial Drive Pearland, TX 77584	2755 Hwy 60 Pendergrass, GA 30567	7450 Tower Street Richland Hills, TX 76118
8200 Berry Ave. Suite 100 Sacramento, CA 95828	1365 Dean Forest Rd. Savannah, GA 31405	7355 Oakley Industrial Blvd. Union City, GA 30291	1144 Silstar Rd. West Columbia, SC 29170
325 McGhee Rd. Winchester, VA 22603			

Website: www.mcelroymetal.com • E-mail: info@mcelroymetal.com