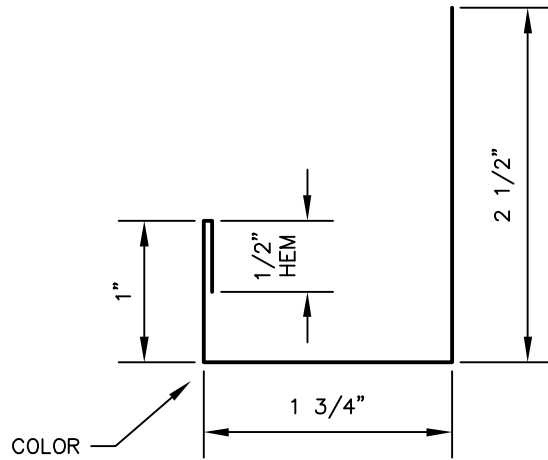


MEGA-RIB TRIM INDEX

<u>DWG #:</u>	<u>DESCRIPTION:</u>	<u>IMAGE #:</u>
MGTW-0001	Head and Jamb Trim	279
MGTW-0002	Rake Tie-In Trim	60
MGTW-0003	Simple Base Trim	276
MGTW-0004	Base Trim	281
MGTW-0005	Eave Trim	24
MGTW-0006	Rake Trim	45
MGTW-0007	Gutter Strap	116
MGTW-0008	Gutter - Standard (1/2:12 - 2:12)	85
MGTW-0009	Inside Corner Trim	282
MGTW-0010	Outside Corner Trim	283
MGTW-0011	Fixed Peak Box (1:12) - Finished	223A
MGTW-0012	Fixed Peak Box (1:12) - Pattern	223B
MGTW-0013	Fixed Peak Box (2:12) - Finished	225A
MGTW-0014	Fixed Peak Box (2:12) - Pattern	225B
MGTW-0015	Fixed Peak Box (3:12) - Finished	227A
MGTW-0016	Fixed Peak Box (3:12) - Pattern	227B
MGTW-0017	Fixed Peak Box (4:12) - Finished	229A
MGTW-0018	Fixed Peak Box (4:12) - Pattern	229B
MGTW-0019	Fixed Peak Box (5:12) - Finished	231A
MGTW-0020	Fixed Peak Box (5:12) - Pattern	231B
MGTW-0021	Fixed Peak Box (6:12) - Finished	233A
MGTW-0022	Fixed Peak Box (6:12) - Pattern	233B
MGTW-0023	High Side Eave Trim	5
MGTW-0024	Outside Angle Trim	268
MGTW-0025	High Side Tie-In Trim	13
MGTW-0026	Ridge Cap Trim	73
MGTW-0027	Outside Corner Box - Finished	172A
MGTW-0028	Outside Corner Box - Endwall Pattern	172B
MGTW-0029	Outside Corner Box - Sidewall Pattern	172C
MGTW-0030	Rake Closure - Finished	170A
MGTW-0031	Rake Closure - Pattern	170B
MGTW-0032	High Side Corner Box - Finished	175A
MGTW-0033	High Side Corner Box - Endwall Pattern	175B
MGTW-0034	High Side Corner Box - Sidewall Pattern	175C
MGTW-0035	Gutter Corner Box - Finished	178A
MGTW-0036	Gutter Corner Box - Patterns	178B
		178C
		178D

<u>DWG #:</u>	<u>DESCRIPTION:</u>	<u>IMAGE #:</u>
MGTW-0037	Variable Peak Box - Finished	237A
MGTW-0038	Variable Peak Box - Pattern	237B
MGTW-0039	Gutter End Cap (1/2:12 - 2:12) - Finished	104A
MGTW-0040	Gutter End Cap (1/2:12 - 2:12) - Pattern	104B
MGTW-0041	Standard Gutter (2:12 - 4:12)	93
MGTW-0042	Standard Gutter End Cap (2:12 - 4:12) - Finished	158A
MGTW-0043	Standard Gutter End Cap (2:12 - 4:12) - Pattern	158B

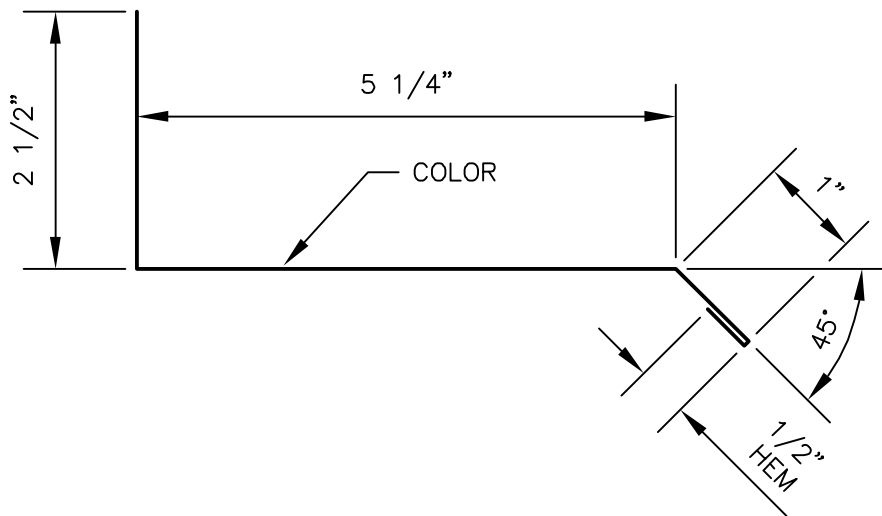


HEAD & JAMB TRIM

PANEL PROFILES	GAUGE
MEGA-RIB	24 or 26

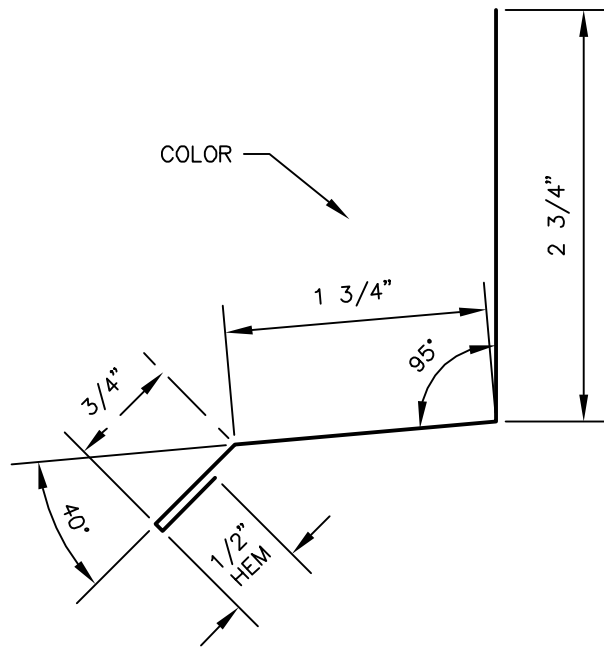
6-04-13 rev.
10-24-11 rev.
4-15-03

GIRTH: 5 3/4"
BENDS: 90°



RAKE TIE-IN TRIM

PANEL PROFILES	GAUGE
MEGA-RIB	24 or 26

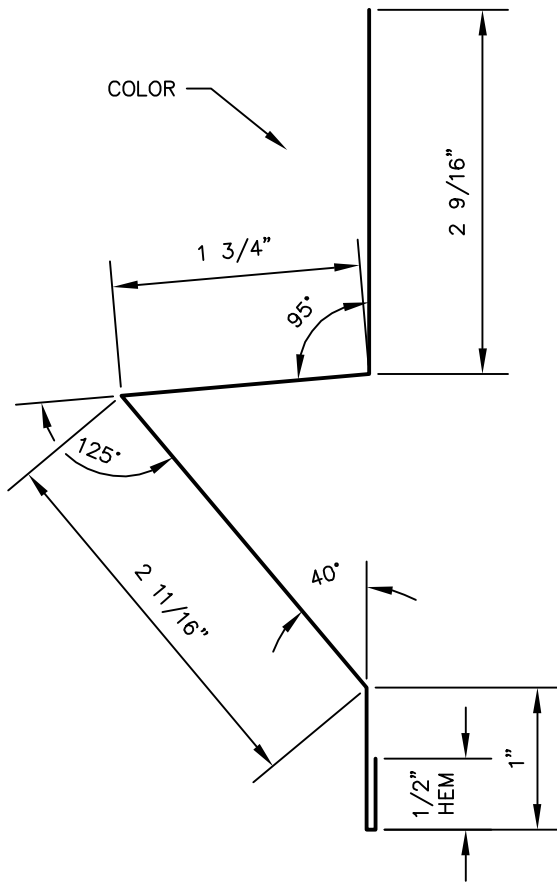


SIMPLE BASE TRIM

PANEL PROFILES	GAUGE
MULTI-RIB	26
MULTI-V	26
R-PANEL	26
MEGA-RIB	24 or 26

8-26-13 rev.
4-23-05 rev.
4-16-03

GIRTH: $5 \frac{3}{4}$ "
BENDS: AS SPECIFIED

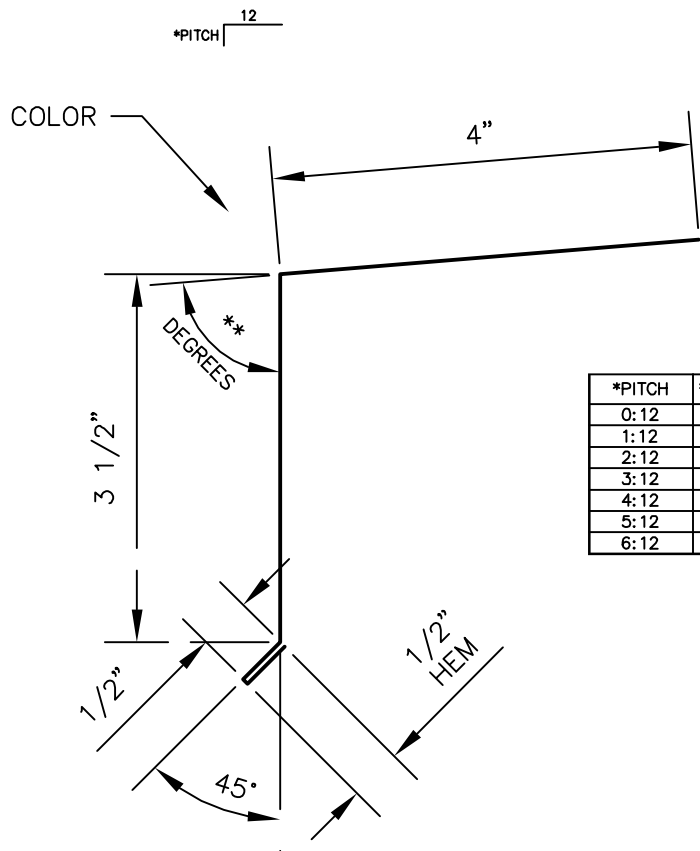


BASE TRIM

PANEL PROFILES	GAUGE
MEGA-RIB	24 or 26

6-04-13 rev.
4-23-05 rev.
4-16-13

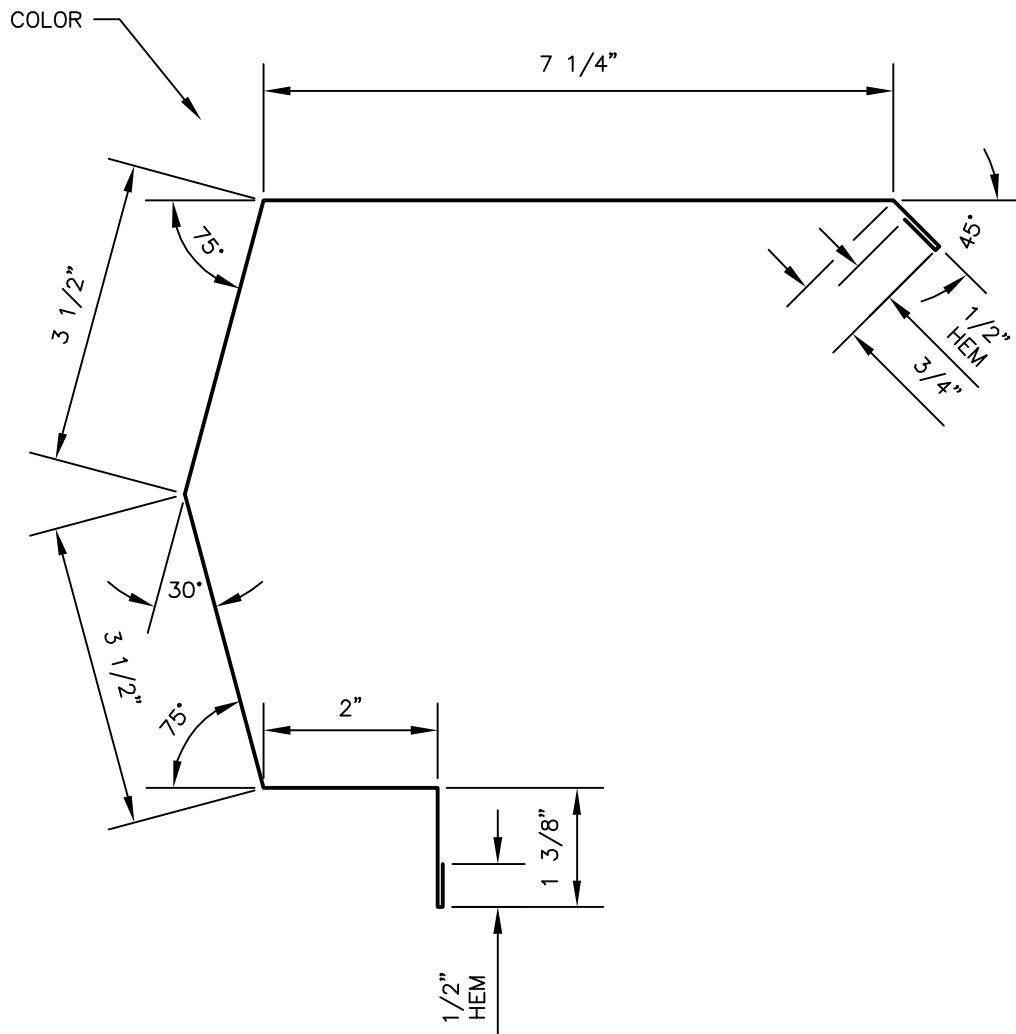
GIRTH: 8 1/2"
BENDS: AS SPECIFIED



*PITCH	**DEGREES
0:12	90°
1:12	85°
2:12	80°
3:12	75°
4:12	72°
5:12	67°
6:12	63°

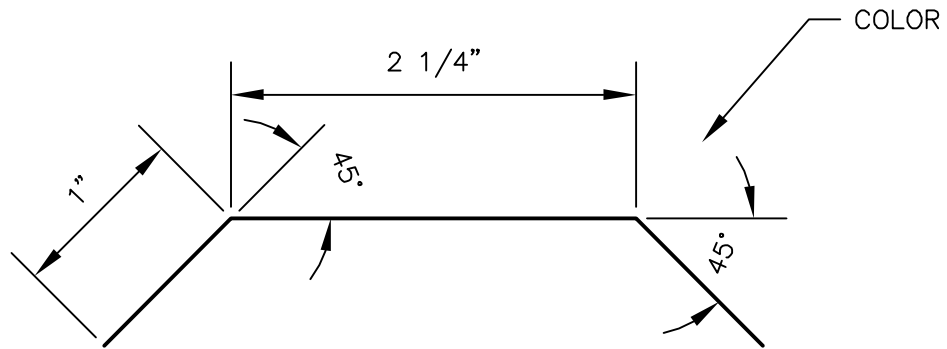
EAVE TRIM

PANEL PROFILES	GAUGE
MEGA-RIB	24 or 26



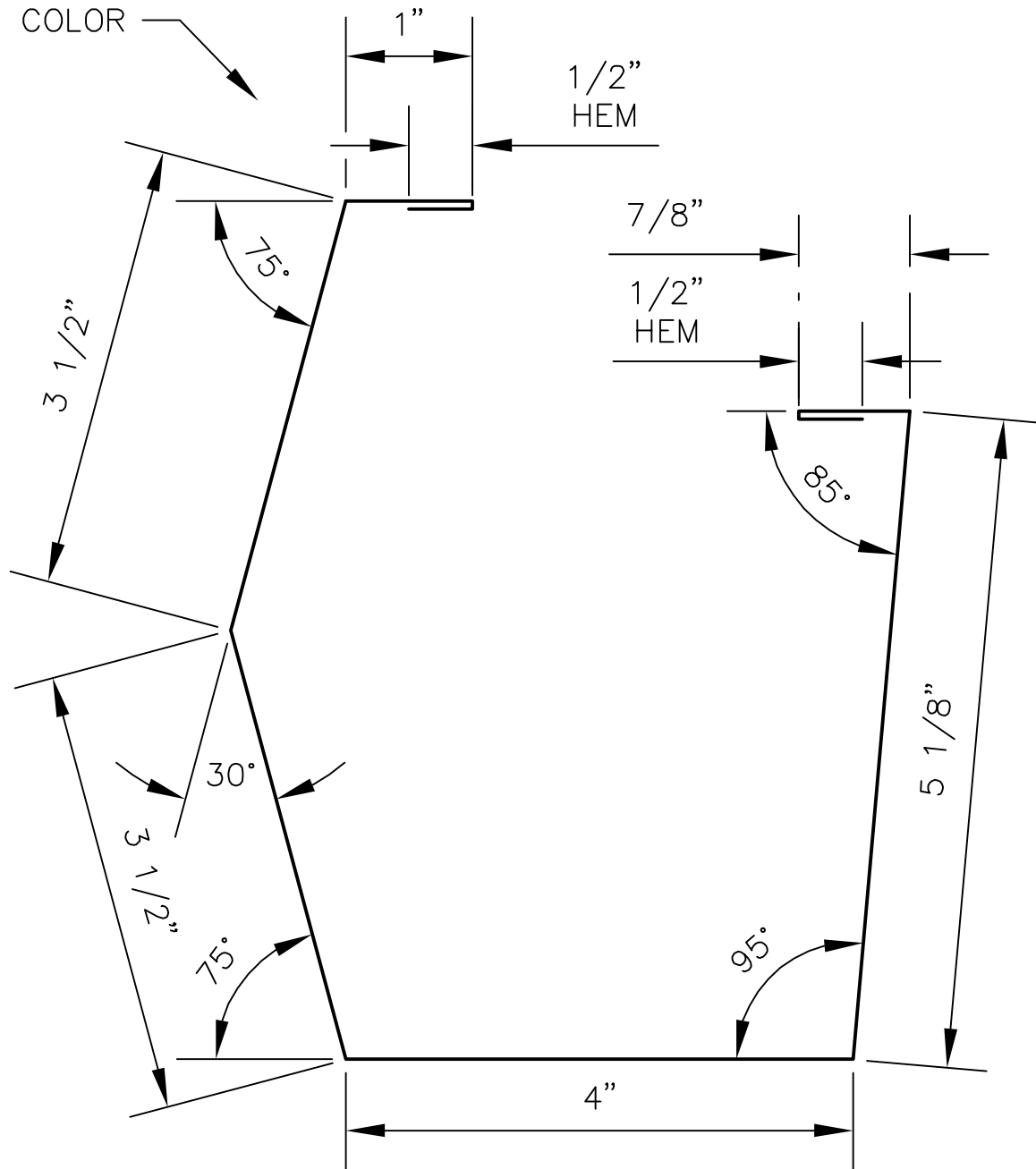
RAKE TRIM

PANEL PROFILES	GAUGE
MEGA-RIB	24 or 26



GUTTER STRAP

PANEL PROFILES	GAUGE
MEGA-RIB	26



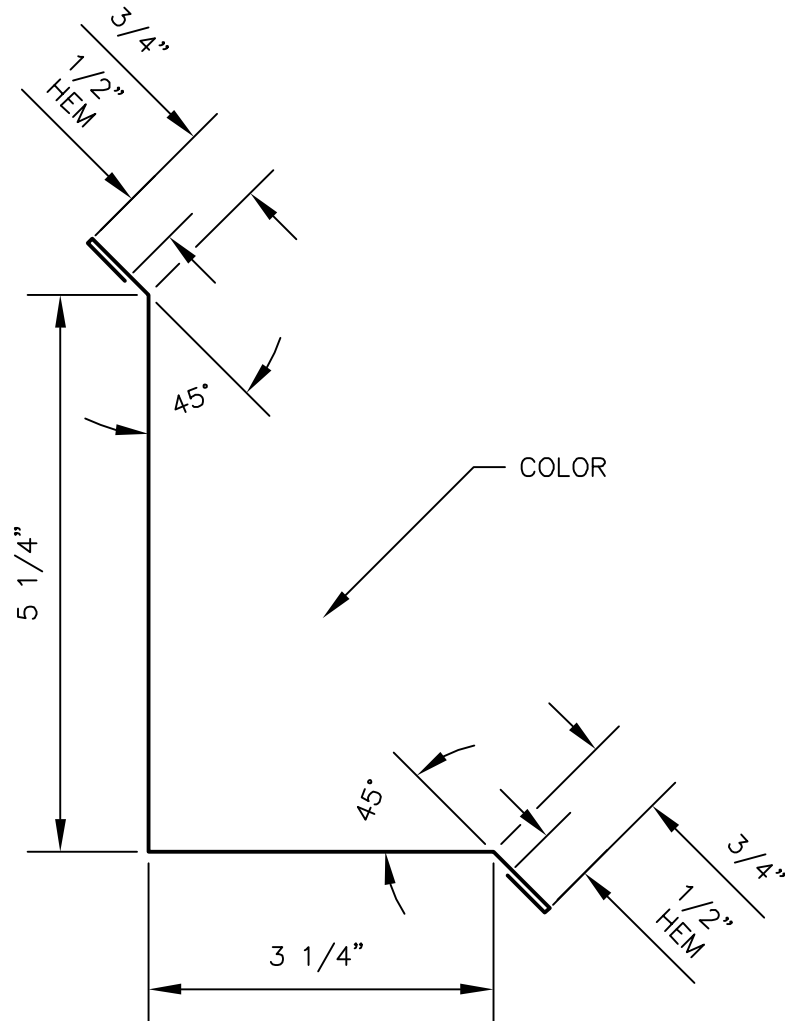
GUTTER

(1/2:12 - 2:12 PITCHES)

PANEL PROFILES	GAUGE
MEGA-RIB	24 or 26

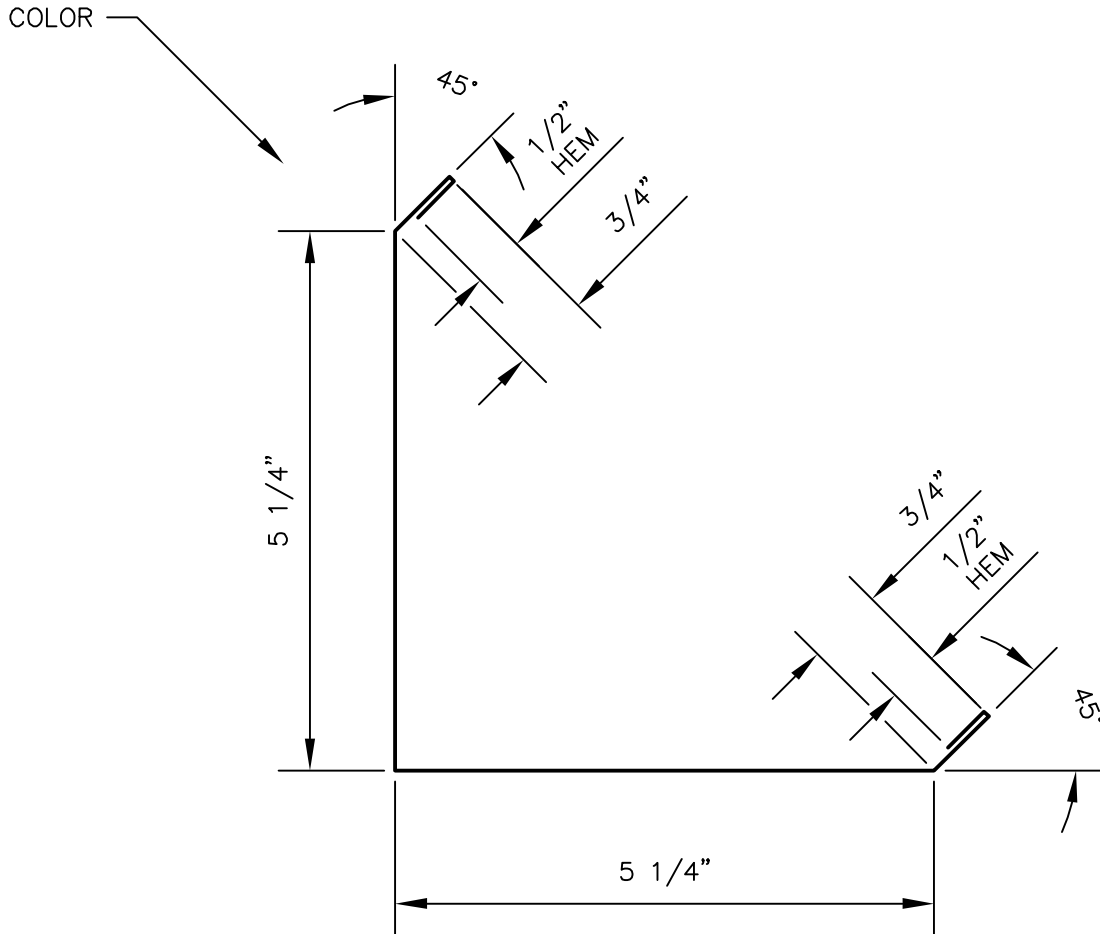
4-03-15 rev.
 6-04-13 rev.
 9/23/11 rev.

GIRTH: 19"
 BENDS: 90° UNLESS SPECIFIED



INSIDE CORNER TRIM

PANEL PROFILES	GAUGE
MEGA-RIB	24 or 26



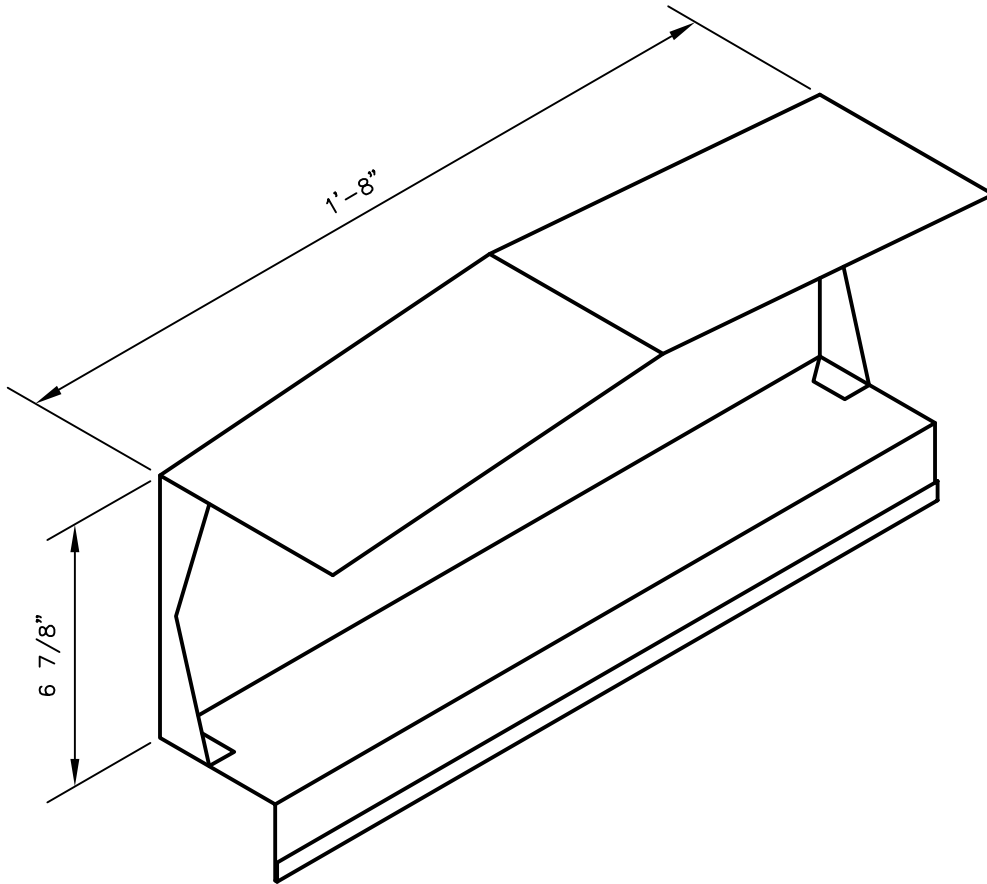
OUTSIDE CORNER TRIM

PANEL PROFILES	GAUGE
MEGA-RIB	24 or 26

6-04-13 rev.
10-13-11 rev.
4-16-03 rev.

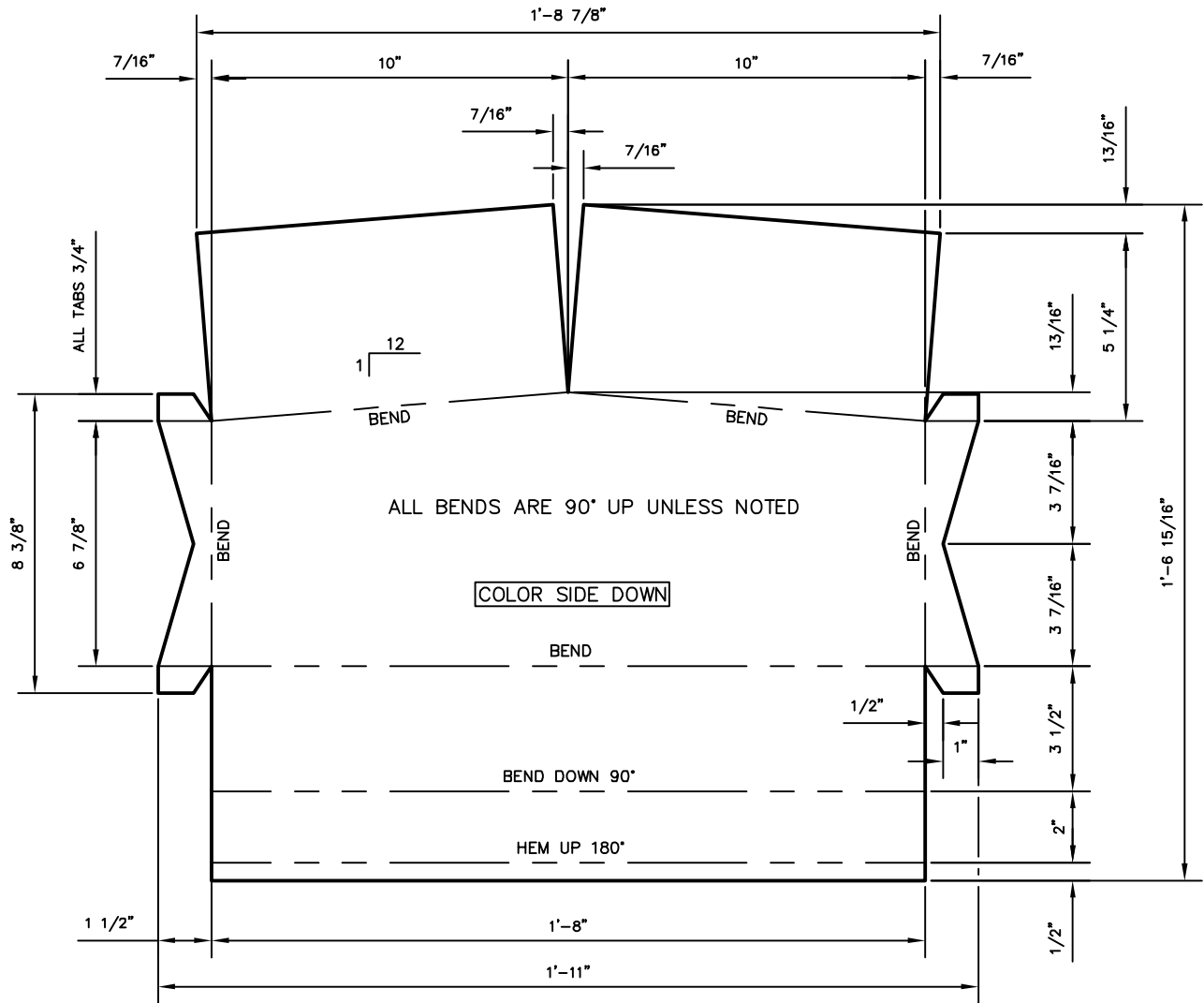
GIRTH: 13"
BENDS: 90° UNLESS SPECIFIED

223A



FIXED PEAK BOX - 1:12 (FINISHED)

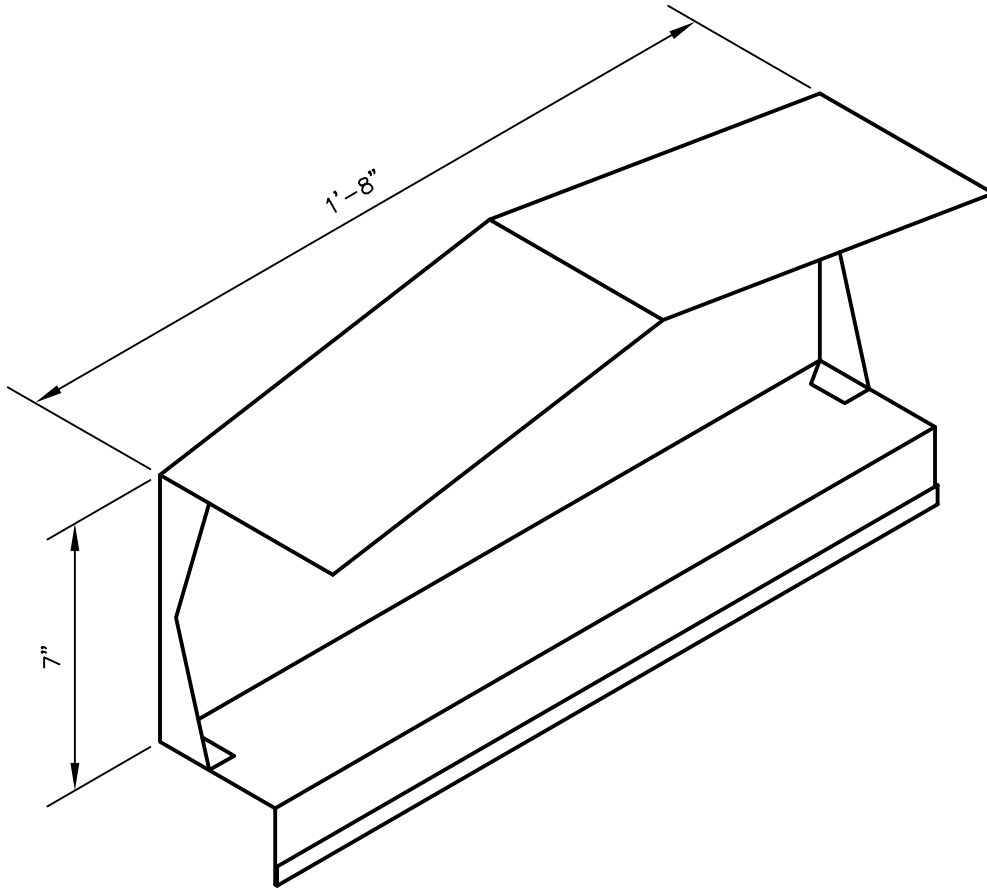
PANEL PROFILES	GAUGE
MEGA-RIB	26
MULTI-RIB	26
R-PANEL	26
U-PANEL	26



FIXED PEAK BOX - 1:12 (PATTERN)

PANEL PROFILES	GAUGE
MEGA-RIB	26
MULTI-RIB	26
R-PANEL	26
U-PANEL	26

225A



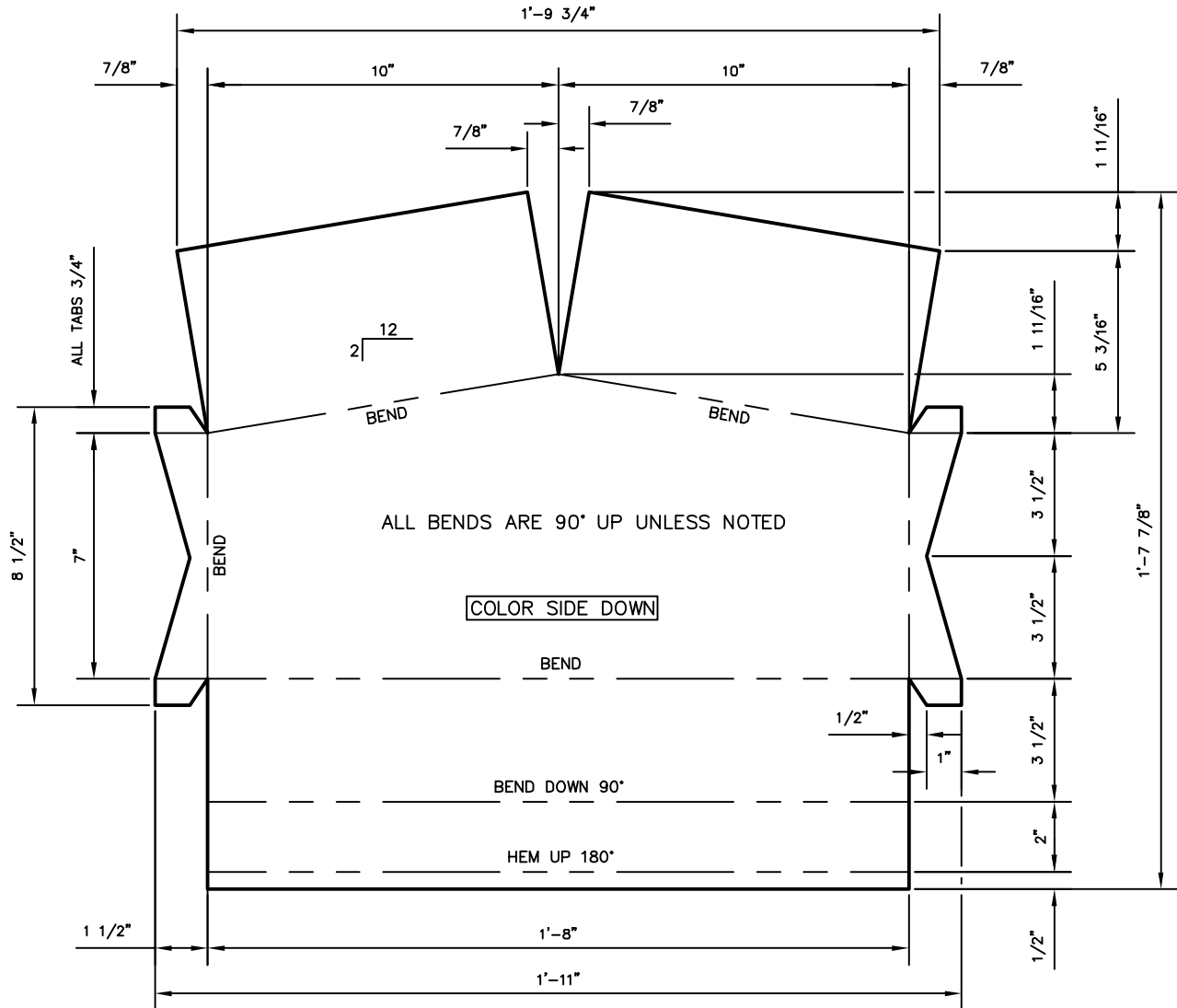
FIXED PEAK BOX - 2:12 (FINISHED)

PANEL PROFILES	GAUGE
MEGA-RIB	24
MULTI-RIB	26
R-PANEL	26
U-PANEL	26

9-04-13

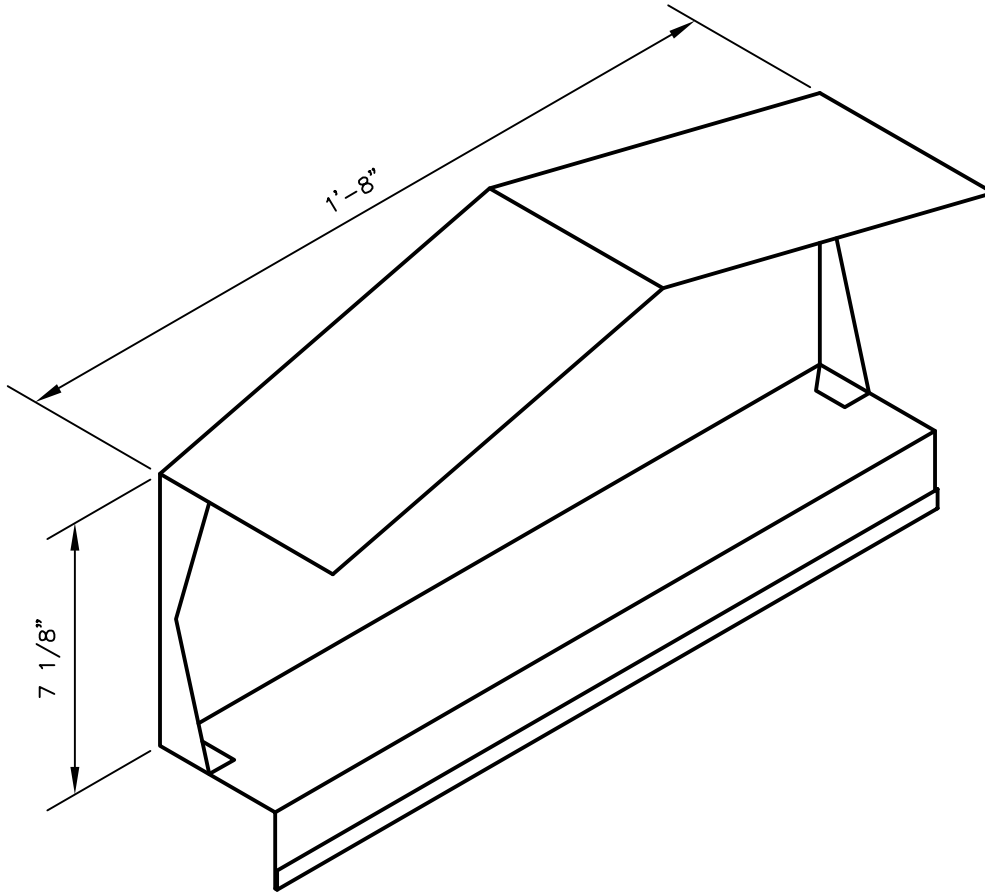
GIRTH: SEE PATTERN: MGTW-0014
BENDS: SEE PATTERN: MGTW-0014

CJP



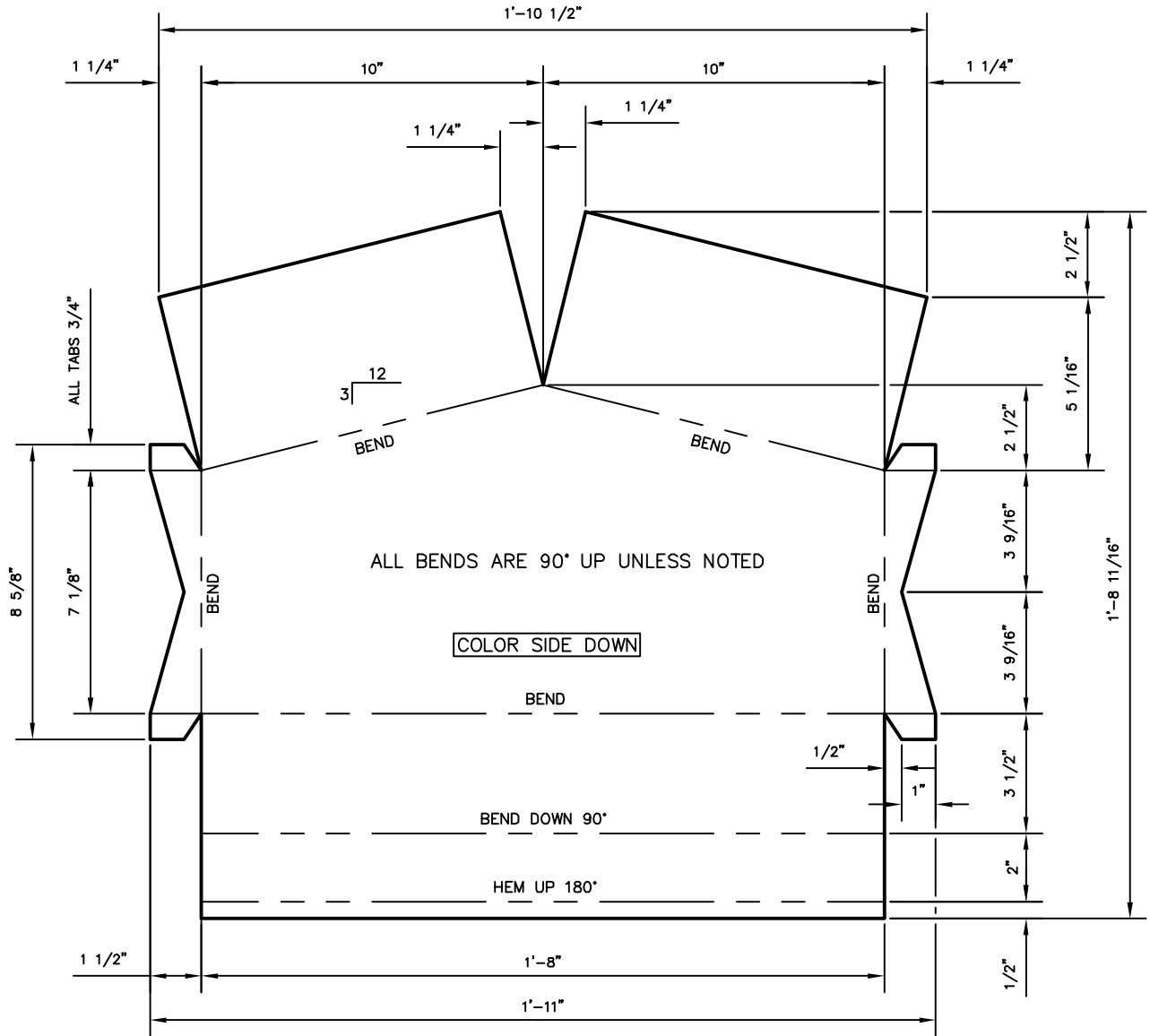
FIXED PEAK BOX - 2:12 (PATTERN)

PANEL PROFILES	GAUGE
MEGA-RIB	26
MULTI-RIB	26
R-PANEL	26
U-PANEL	26



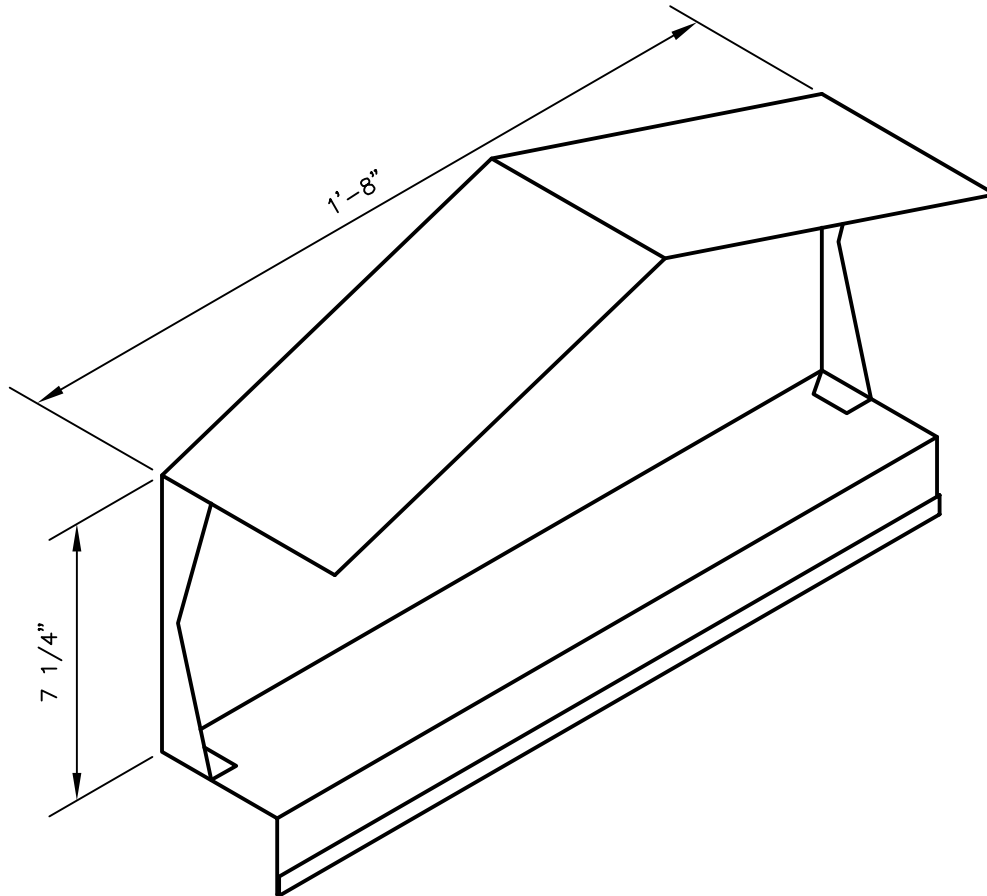
FIXED PEAK BOX - 3:12 (FINISHED)

PANEL PROFILES	GAUGE
MEGA-RIB	26
MULTI-RIB	26
R-PANEL	26
U-PANEL	26



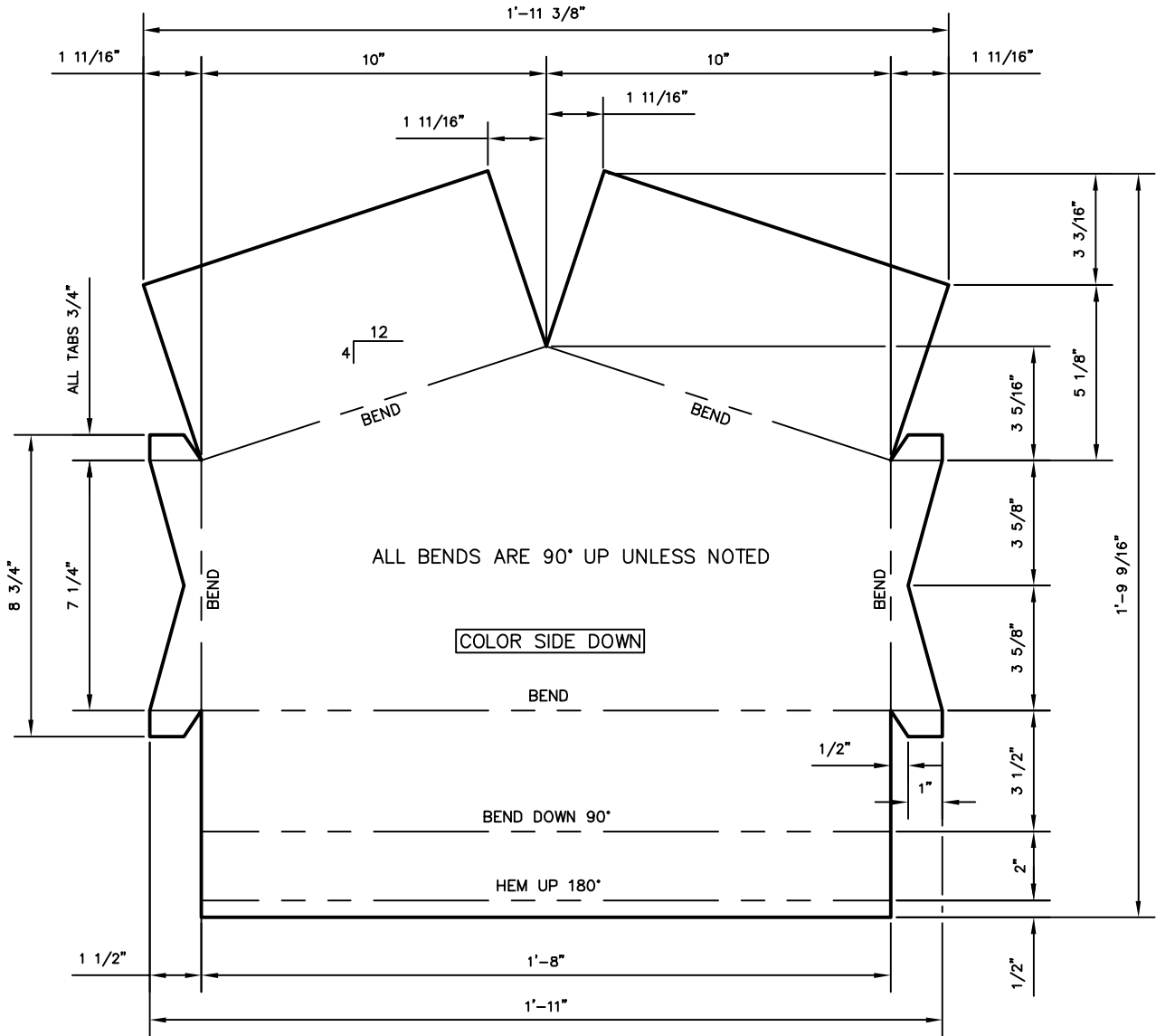
FIXED PEAK BOX - 3:12 (FINISHED)

PANEL PROFILES	GAUGE
MEGA-RIB	26
MULTI-RIB	26
R-PANEL	26
U-PANEL	26



FIXED PEAK BOX - 4:12 (FINISHED)

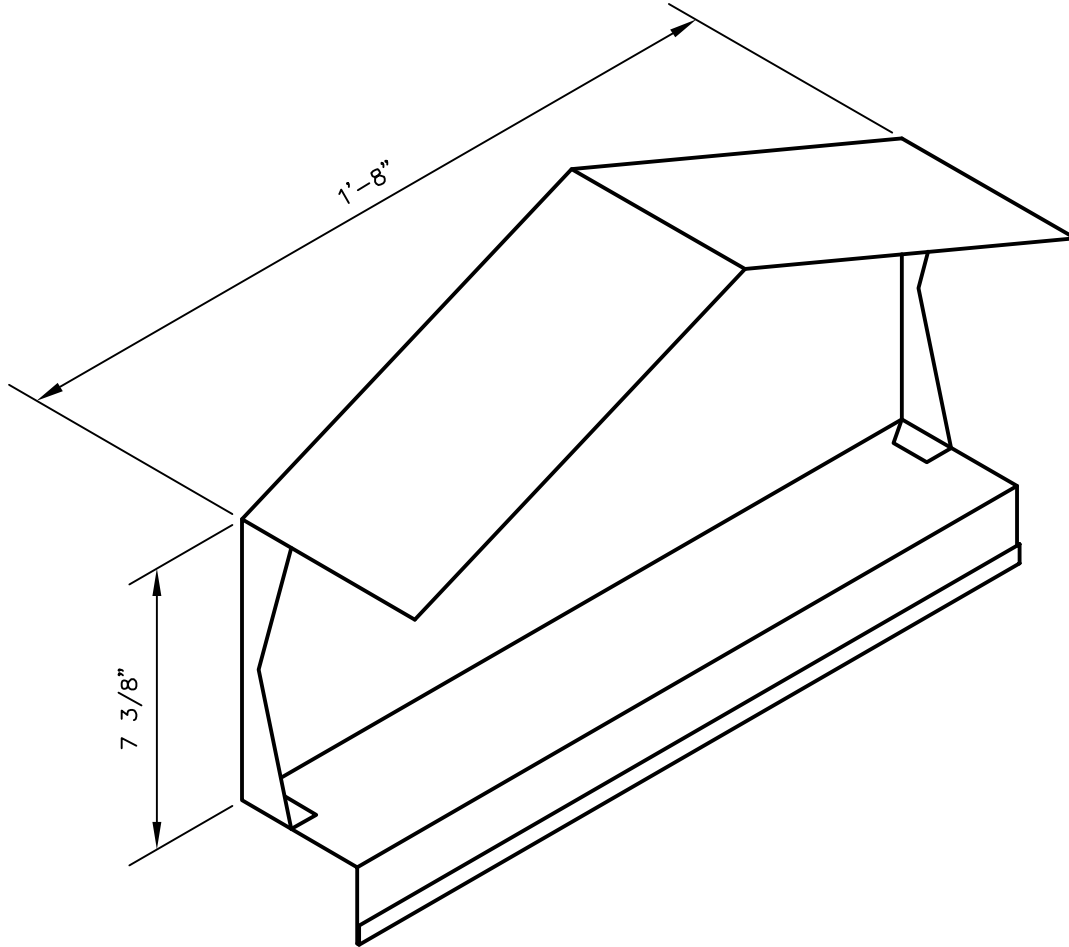
PANEL PROFILES	GAUGE
MEGA-RIB	26
MULTI-RIB	26
R-PANEL	26
U-PANEL	26



FIXED PEAK BOX - 4:12 (FINISHED)

PANEL PROFILES	GAUGE
MEGA-RIB	26
MULTI-RIB	26
R-PANEL	26
U-PANEL	26

231A



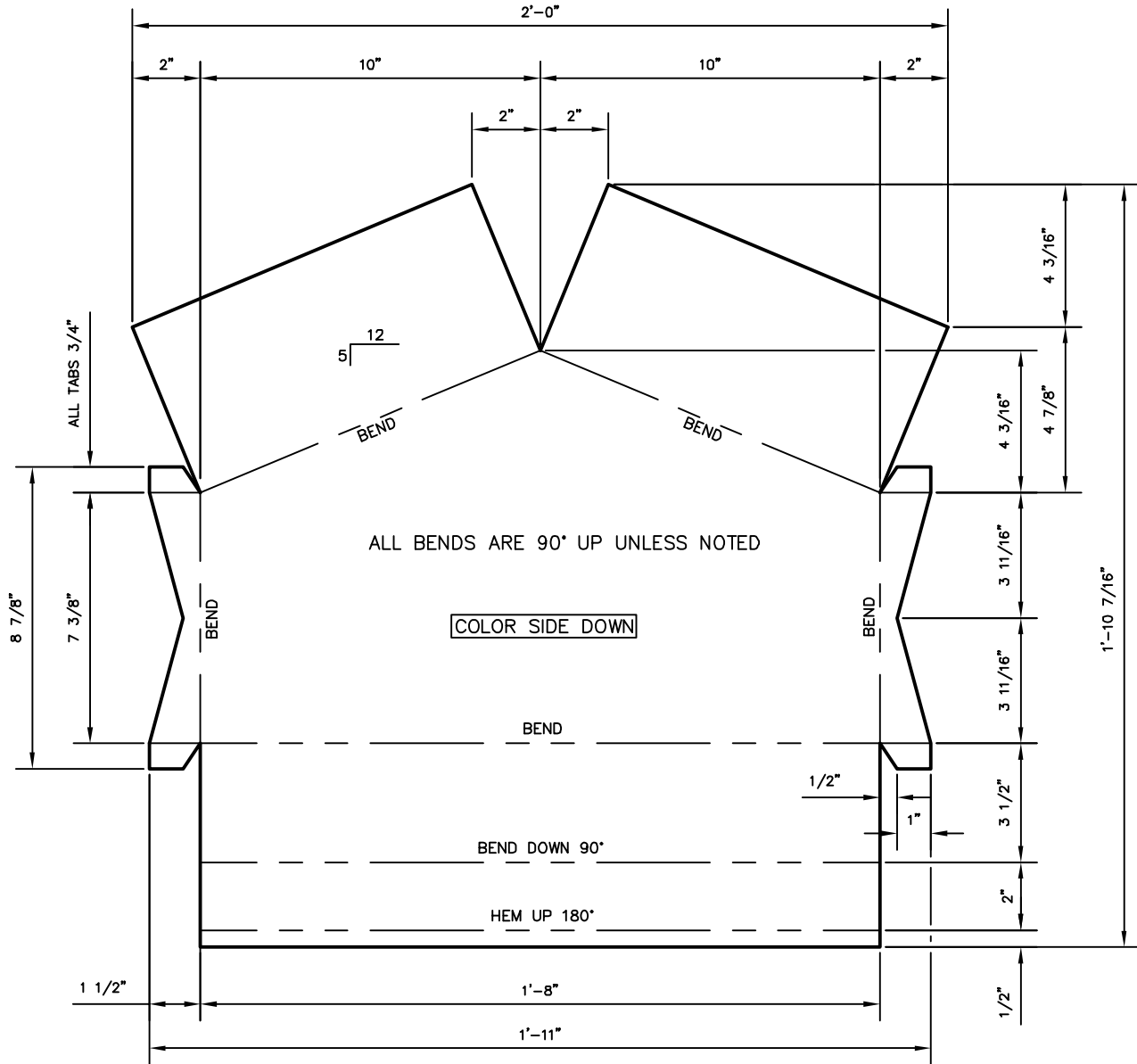
FIXED PEAK BOX - 5:12 (FINISHED)

PANEL PROFILES	GAUGE
MEGA-RIB	26
MULTI-RIB	26
R-PANEL	26
U-PANEL	26

9-04-13

GIRTH: SEE PATTERN: MGTW-0020
BENDS: SEE PATTERN: MGTW-0020

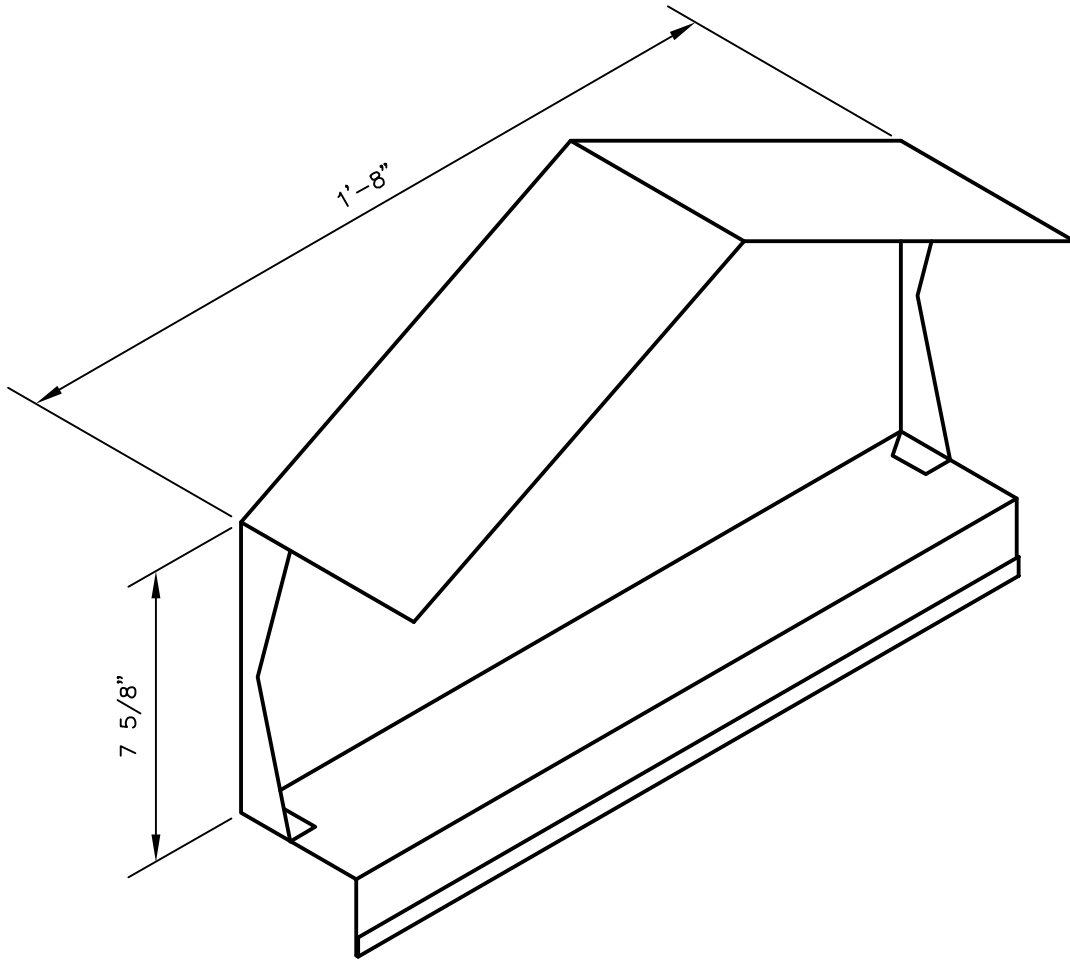
CJP



FIXED PEAK BOX - 5:12 (PATTERN)

PANEL PROFILES	GAUGE
MEGA-RIB	26
MULTI-RIB	26
R-PANEL	26
U-PANEL	26

233A

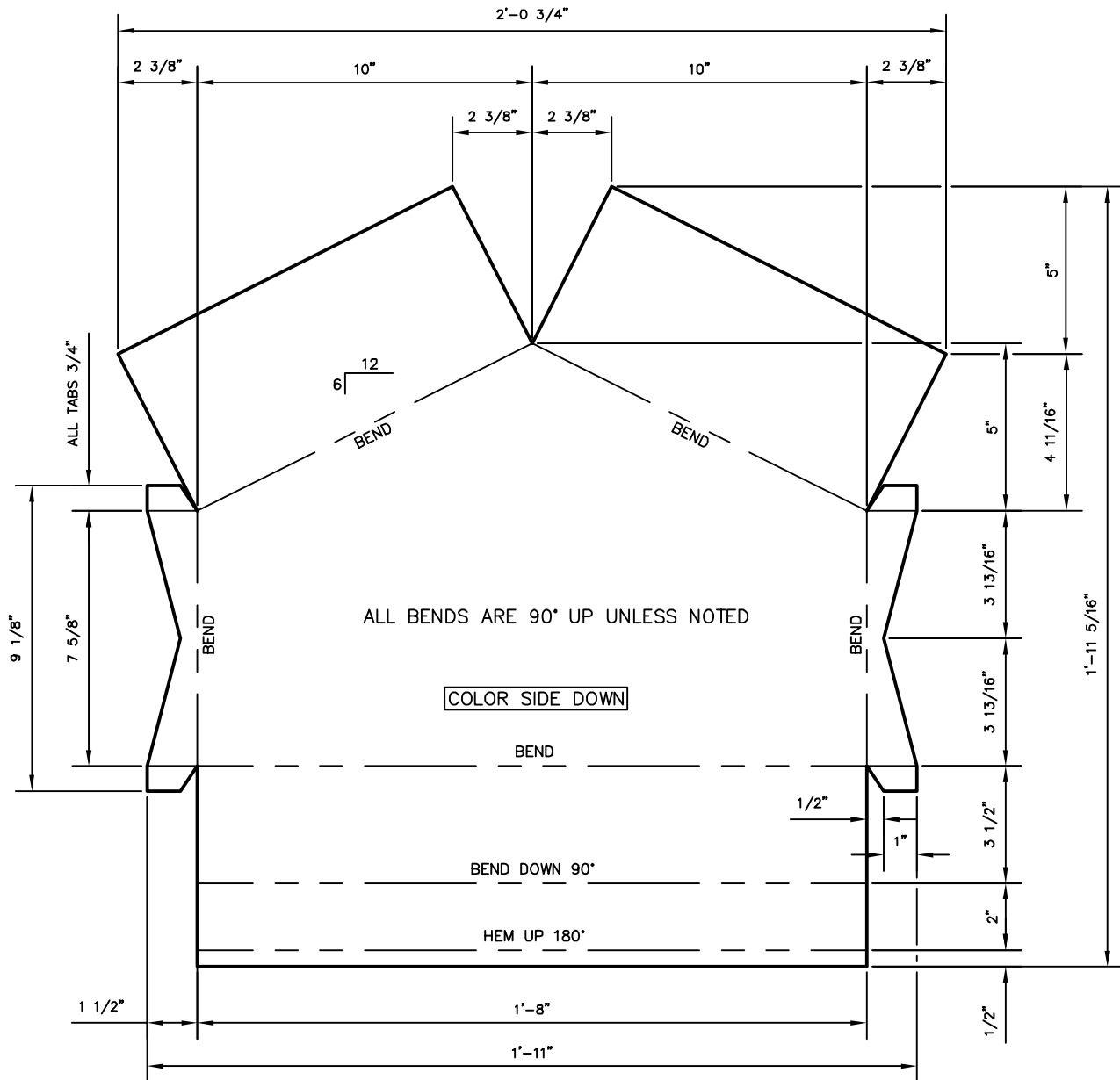


FIXED PEAK BOX - 6:12 (FINISHED)

PANEL PROFILES	GAUGE
MEGA-RIB	26
MULTI-RIB	26
R-PANEL	26
U-PANEL	26

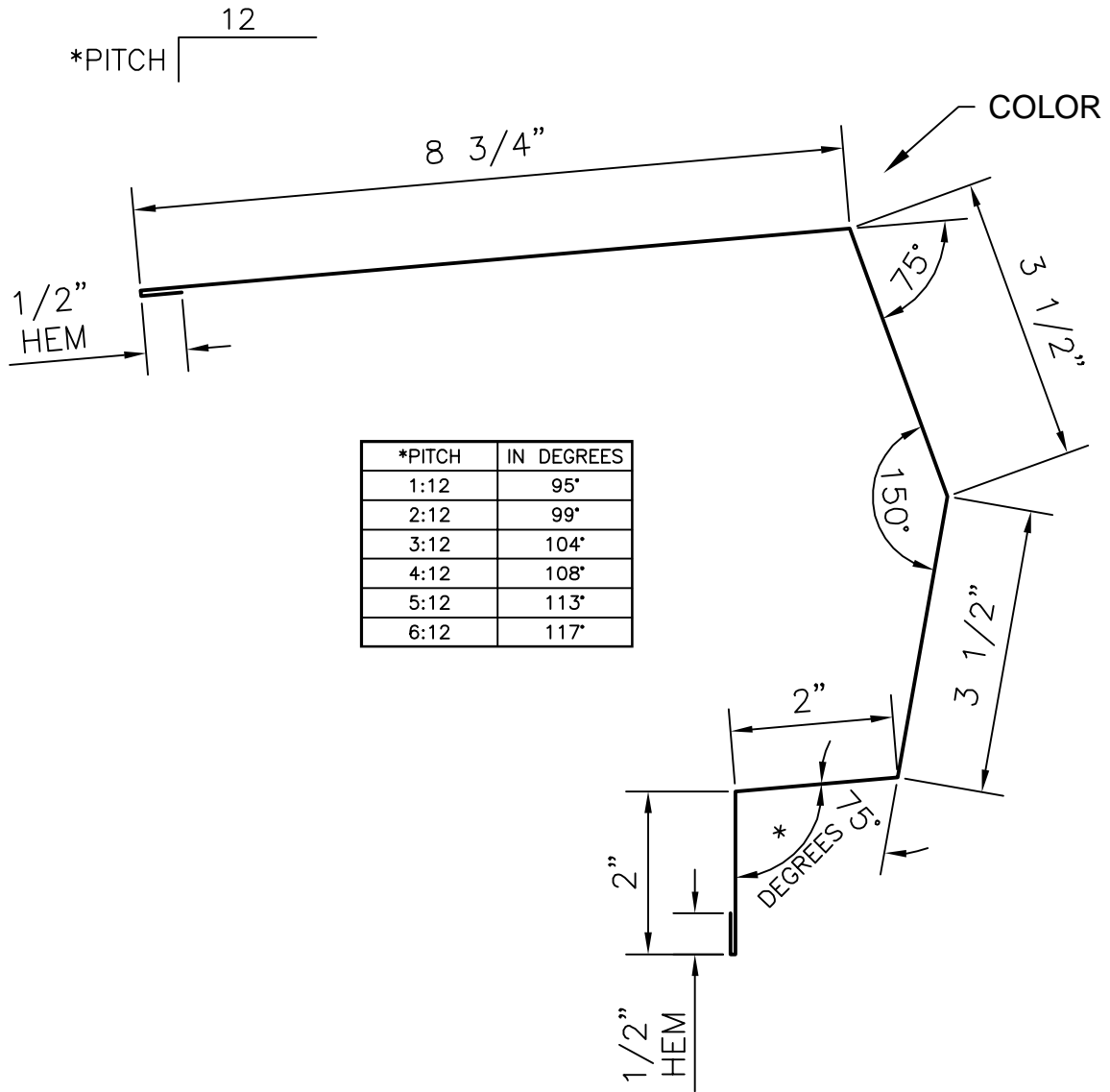
9-04-13

MAT'L: 24 GA.
GIRTH: SEE PATTERN: MGTW-0022
BENDS: SEE PATTERN: MGTW-0022



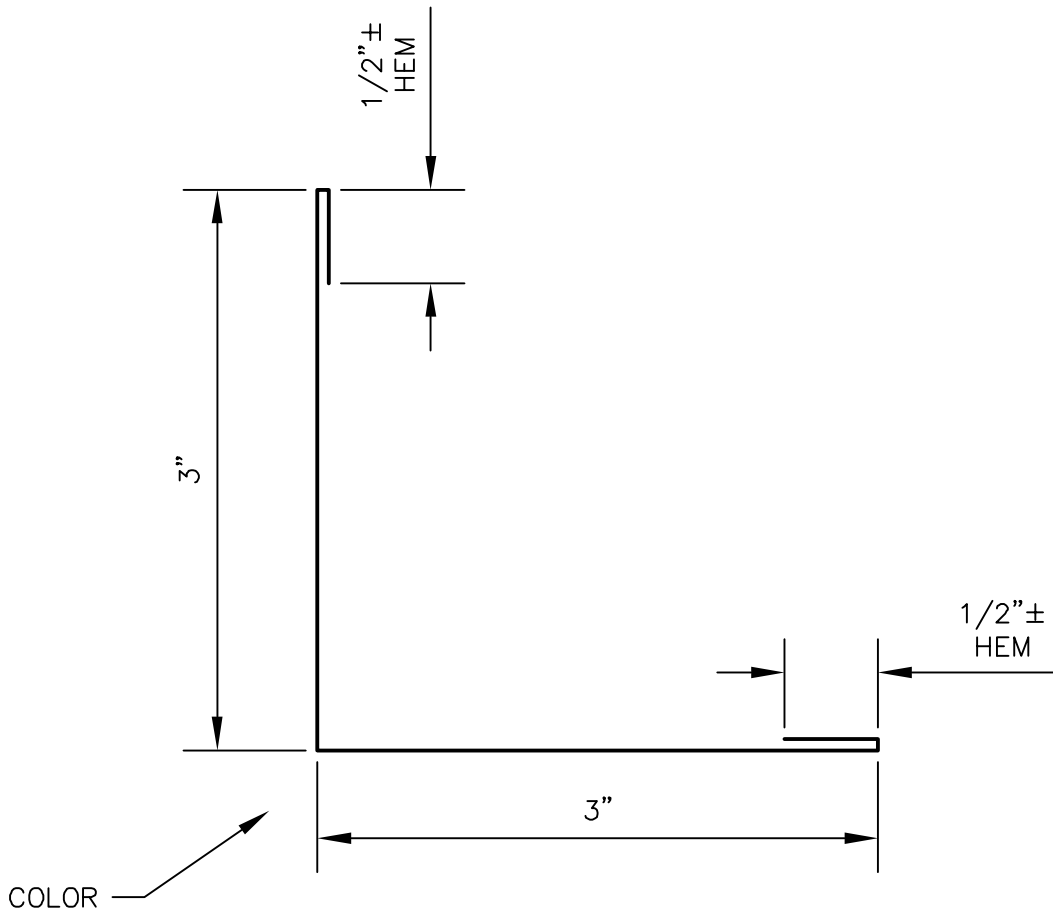
FIXED PEAK BOX - 6:12 (PATTERN)

PANEL PROFILES	GAUGE
MEGA-RIB	26
MULTI-RIB	26
R-PANEL	26
U-PANEL	26



HIGH SIDE EAVE TRIM

PANEL PROFILES	GAUGE
MULTI-RIB	26
R-PANEL	26
U-PANEL	26
MEGA-RIB	24 or 26

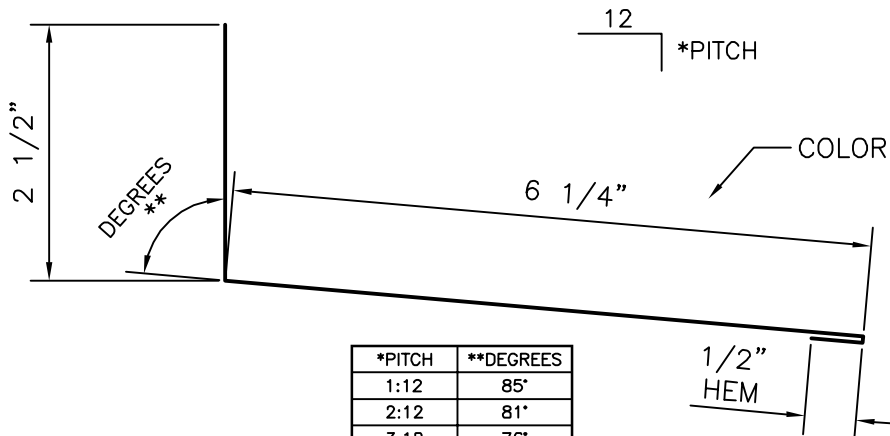


OUTSIDE ANGLE TRIM

PANEL PROFILES	GAUGE
MULTI-COR	26
M-COR	26
U-PANEL	26
MULTI-RIB	26
R-PANEL	26
MINI-RIB	26
MULTI-V	26
MATRIX	26
MEGA-RIB	24 or 26

6-25-14 rev.
 10-11-11 rev.
 9-03-96

GIRTH: 7"
 BENDS: 90°



*PITCH	**DEGREES
1:12	85°
2:12	81°
3:12	76°
4:12	72°
5:12	67°
6:12	63°
7:12	60°
8:12	56°
9:12	53°
10:12	50°
11:12	47°
12:12	45°

HIGH SIDE TIE-IN TRIM (HEADWALL)

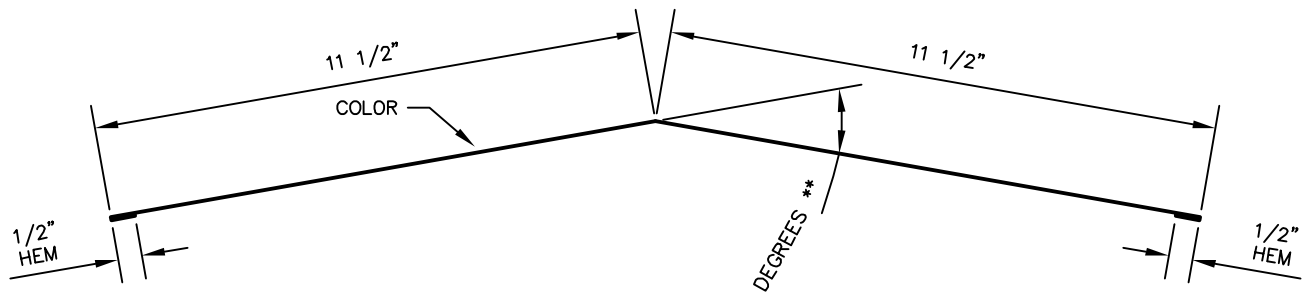
PANEL PROFILES	GAUGE
MULTI-RIB	26
R-PANEL	26
U-PANEL	26
MULTI-COR	26
M-COR	26
MEGA-RIB	24 or 26

5-28-14 rev.
 8-21-13 rev.
 4-29-11

GIRTH: 9 1/4"
 BENDS: AS SPECIFIED



*PITCH $\frac{12}{\quad}$



*PITCH	**DEGREES
1:12	10°
2:12	19°
3:12	28°
4:12	37°
5:12	45°
6:12	53°

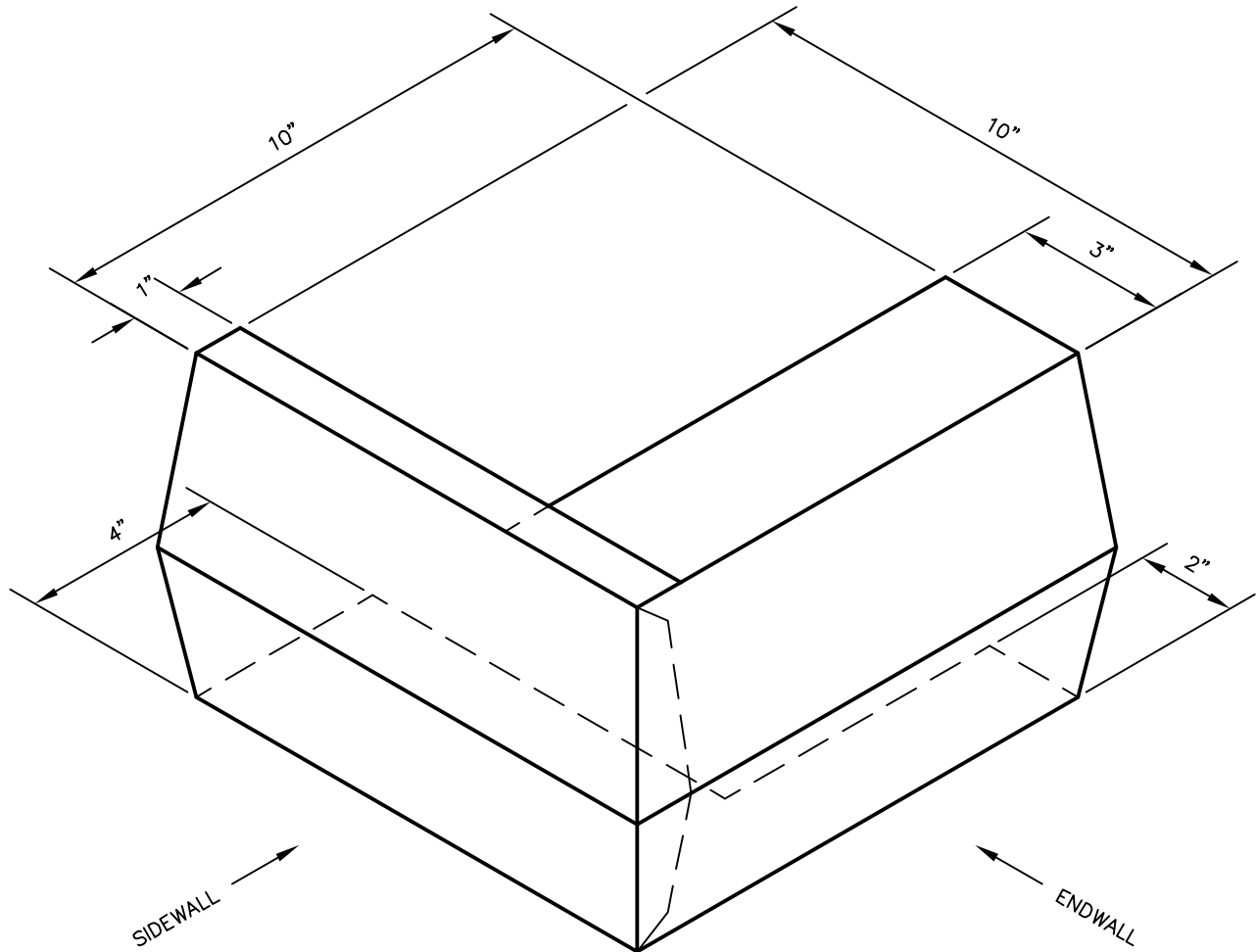
PANEL PROFILES	GAUGE
MEGA-RIB	24 or 26
MIRAGE	26
MIRAGE II	26
MULTI-RIB	26
R-PANEL	26
U-PANEL	26
M-COR	26
MULTI-COR	26
MASTERLOK-90	24
MASTERLOK-FS	24
MAXIMA 1.5"	24
MAXIMA 2"	24
MAXIMA 3"	24
MAXIMA ADV	24

RIDGE CAP TRIM

5-28-14 rev.
7-19-11 rev.
2-20-04

GIRTH: 24"
BENDS: 90° AND AS SPECIFIED

172A



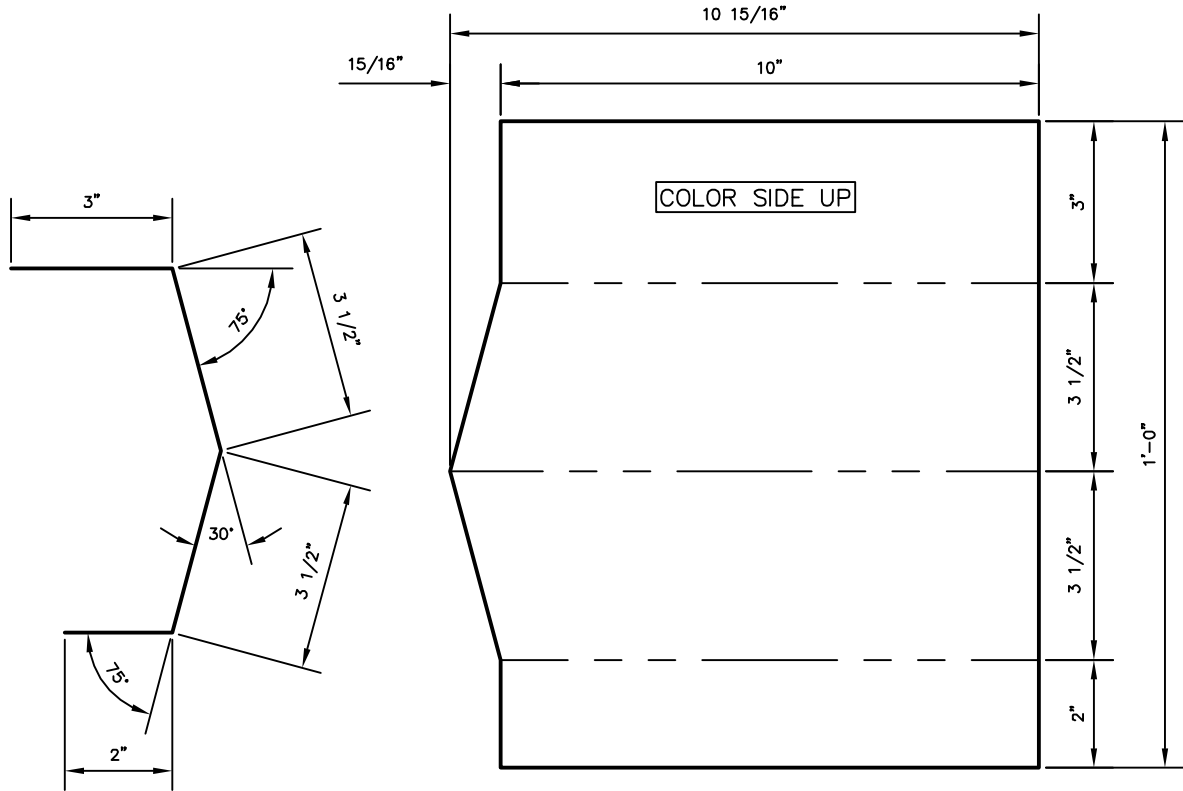
OUTSIDE CORNER BOX

(RIGHT HAND SHOWN)
(LEFT HAND OPP.)
(1/2:12 - 2:12 PITCHES)

PANEL PROFILES	GAUGE
MEGA-RIB	26
MULTI-RIB	26
R-PANEL	26
U-PANEL	26
MIRAGE	24 or 26
MIRAGE II	24 or 26

5-28-14 rev.
7-26-11 rev.
9-04-96

GIRTH: SEE PATTERN MGTW-0028 & MGTW-0029
BENDS: SEE PATTERN MGTW-0028 & MGTW-0029



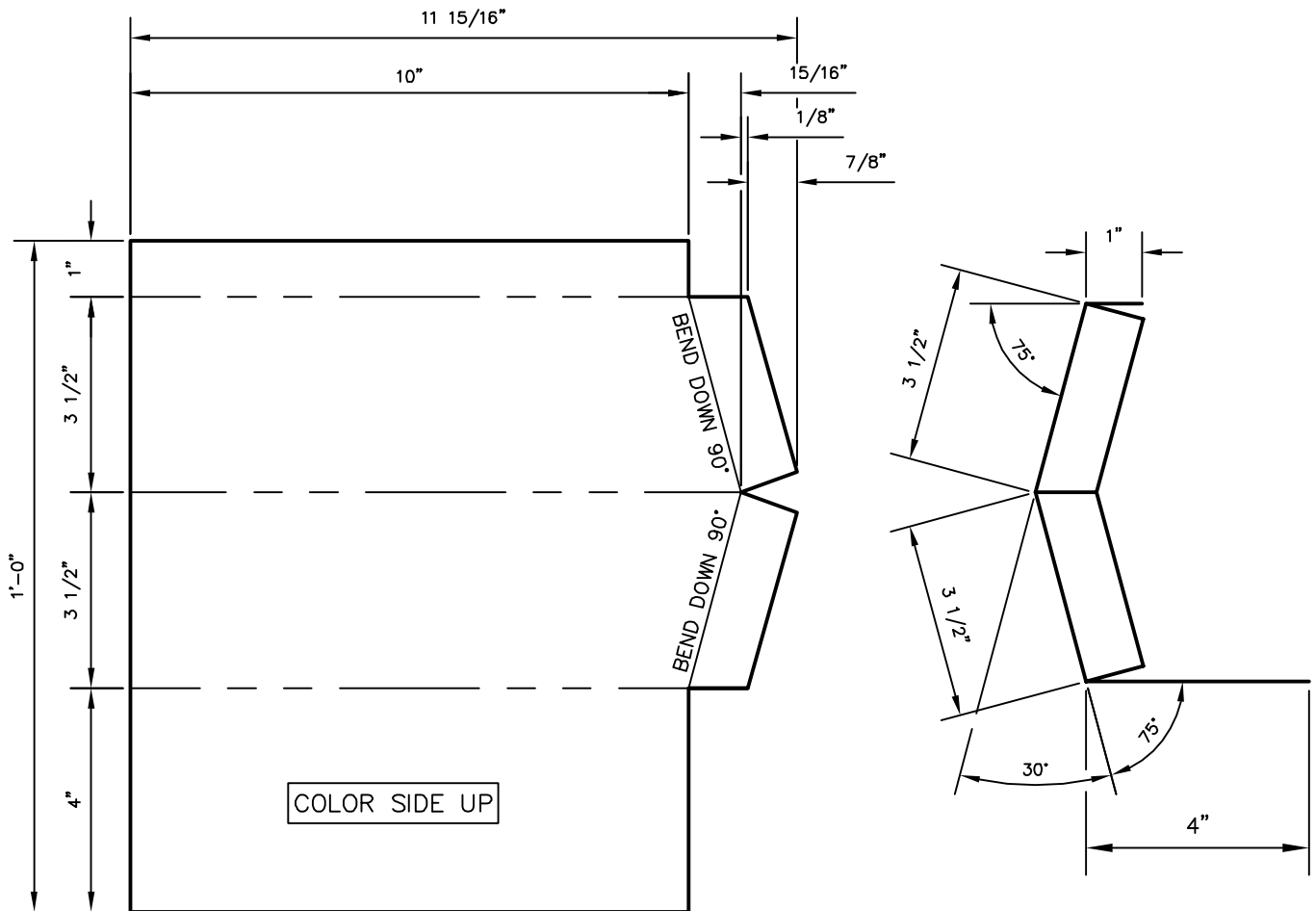
GUTTER CORNER BOX - PATTERN (ENDWALL)

(ASSEMBLE 1 R.H. & 1 L.H.)
 (RIGHT HAND SHOWN - LEFT HAND OPP.)

PANEL PROFILES	GAUGE
MULTI-RIB	26
R-PANEL	26
U-PANEL	26
MIRAGE	24 or 26
MIRAGE II	24 or 26
MEGA-RIB	26

5-28-14 rev.
 7-26-11 rev.
 9-16-96

GIRTH: 10 15/16" X 1'-0"
 BENDS: AS SPECIFIED



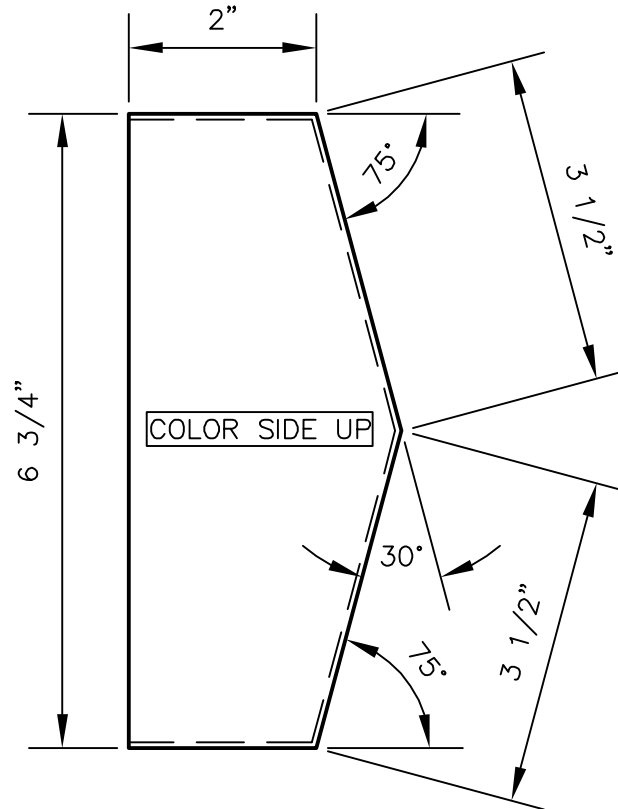
GUTTER CORNER BOX - PATTERN (SIDEWALL)

(ASSEMBLE 1 R.H. & 1 L.H.)
(RIGHT HAND SHOWN - LEFT HAND OPP.)

PANEL PROFILES	GAUGE
MEGA-RIB	26
MULTI-RIB	26
R-PANEL	26
U-PANEL	26
MIRAGE	24 or 26
MIRAGE II	24 or 26

5-28-14 rev.
7-26-11 rev.
9-16-96

GIRTH: 1'-0" X 11 15/16"
BENDS: AS SPECIFIED

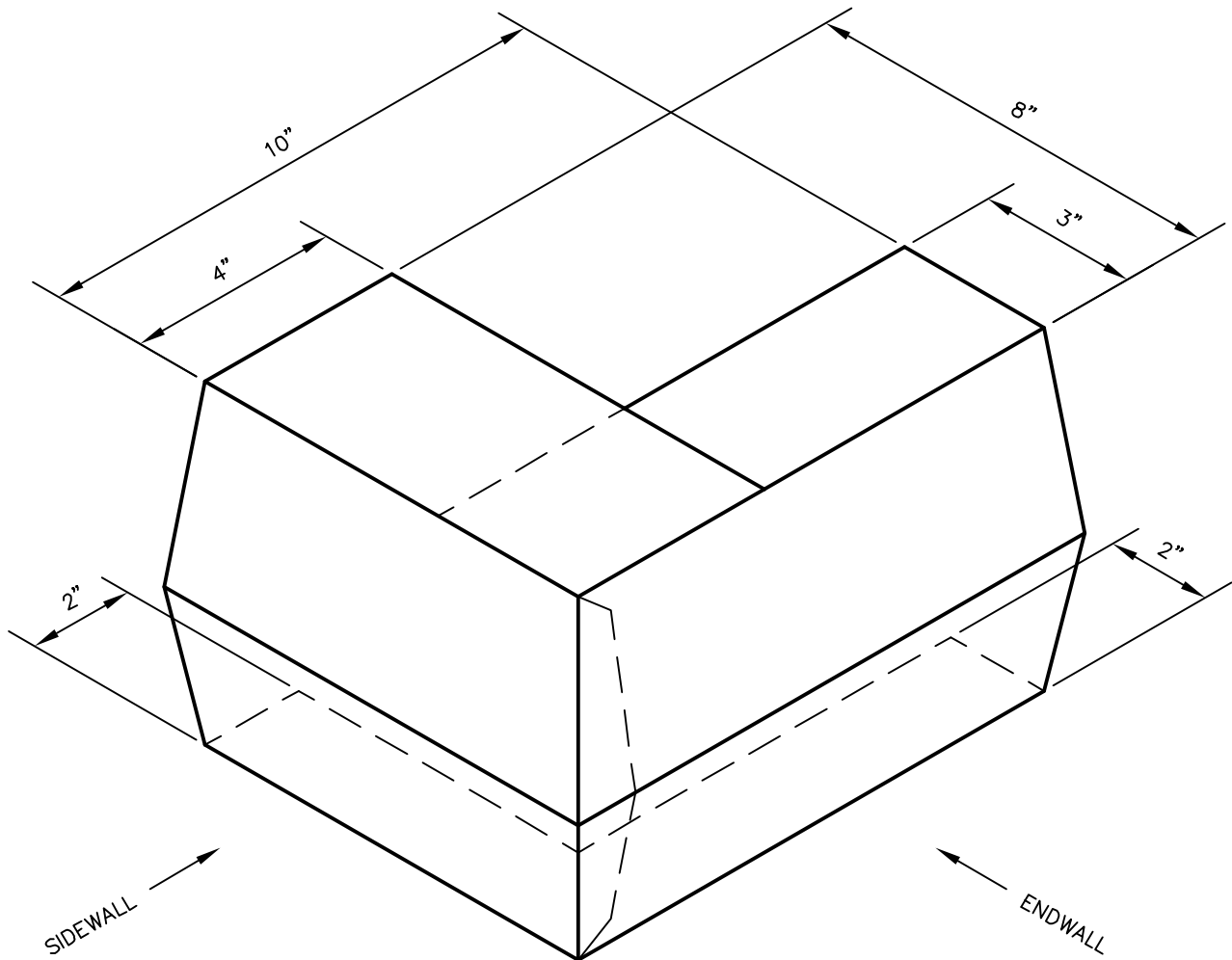


RAKE CLOSURE - FINISHED

PANEL PROFILES	GAUGE
MEGA-RIB	26
MULTI-RIB	26
R-PANEL	26
U-PANEL	26
MIRAGE I	24 or 26
MIRAGE II	24 or 26

5-28-14 rev.
7-26-11 rev.
2-15-95

GIRTH: SEE PATTERN: MGTW-0031
BENDS: SEE PATTERN: MGTW-0031



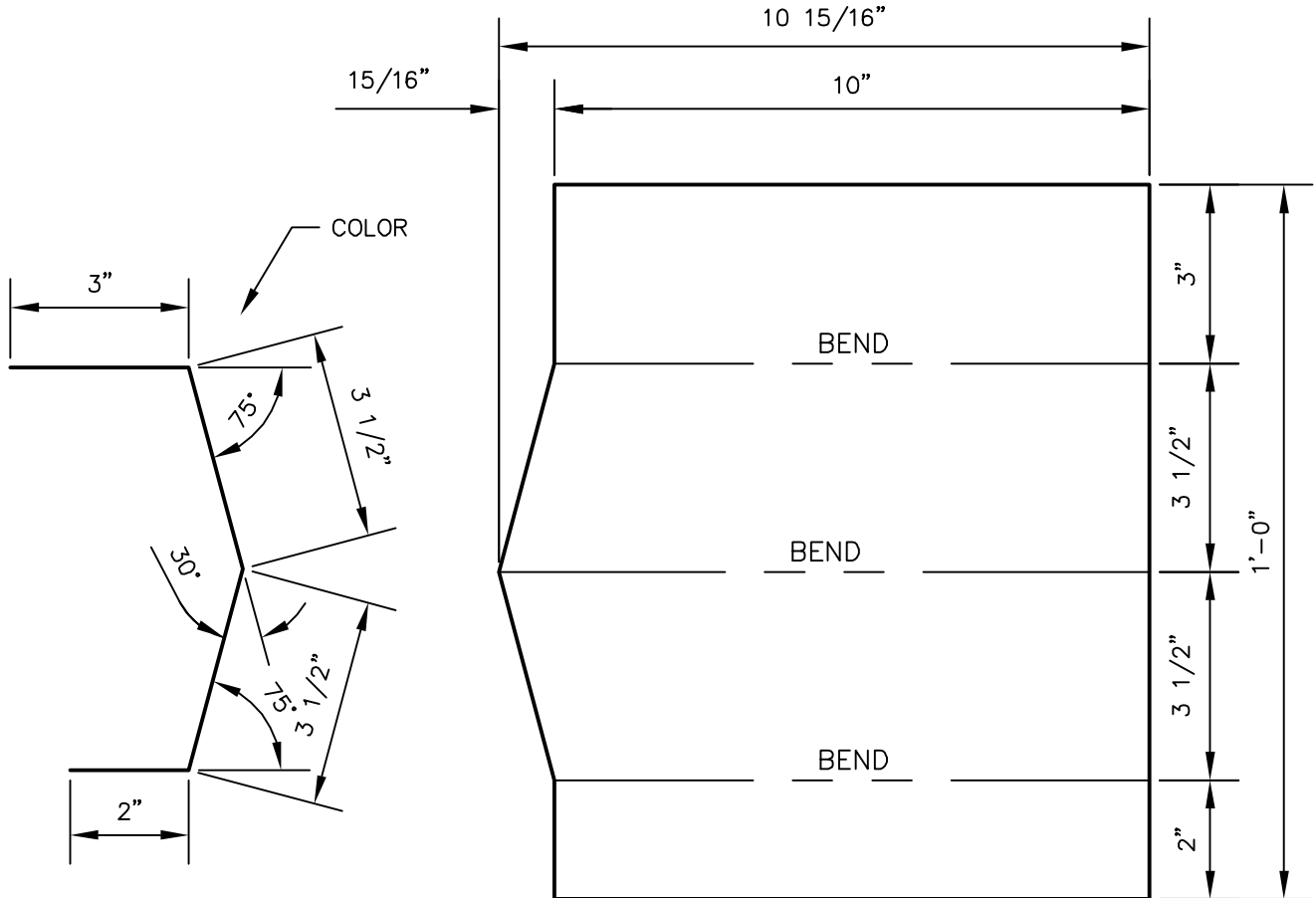
HIGH-SIDE CORNER BOX - FINISHED

(RIGHT HAND SHOWN - LEFT HAND OPP.)

PANEL PROFILES	GAUGE
MEGA-RIB	26
MIRAGE	24 or 26
MIRAGE II	24 or 26
U-PANEL	26
MULTI-RIB	26
R-PANEL	26

5-28-14 rev.
7-26-11 rev.
9-24-96

GRISSE PATTERN: MGTW-0033 & MGTW-0034
BENDS: SEE PATTERN: MGTW-0033 & MGTW-0034



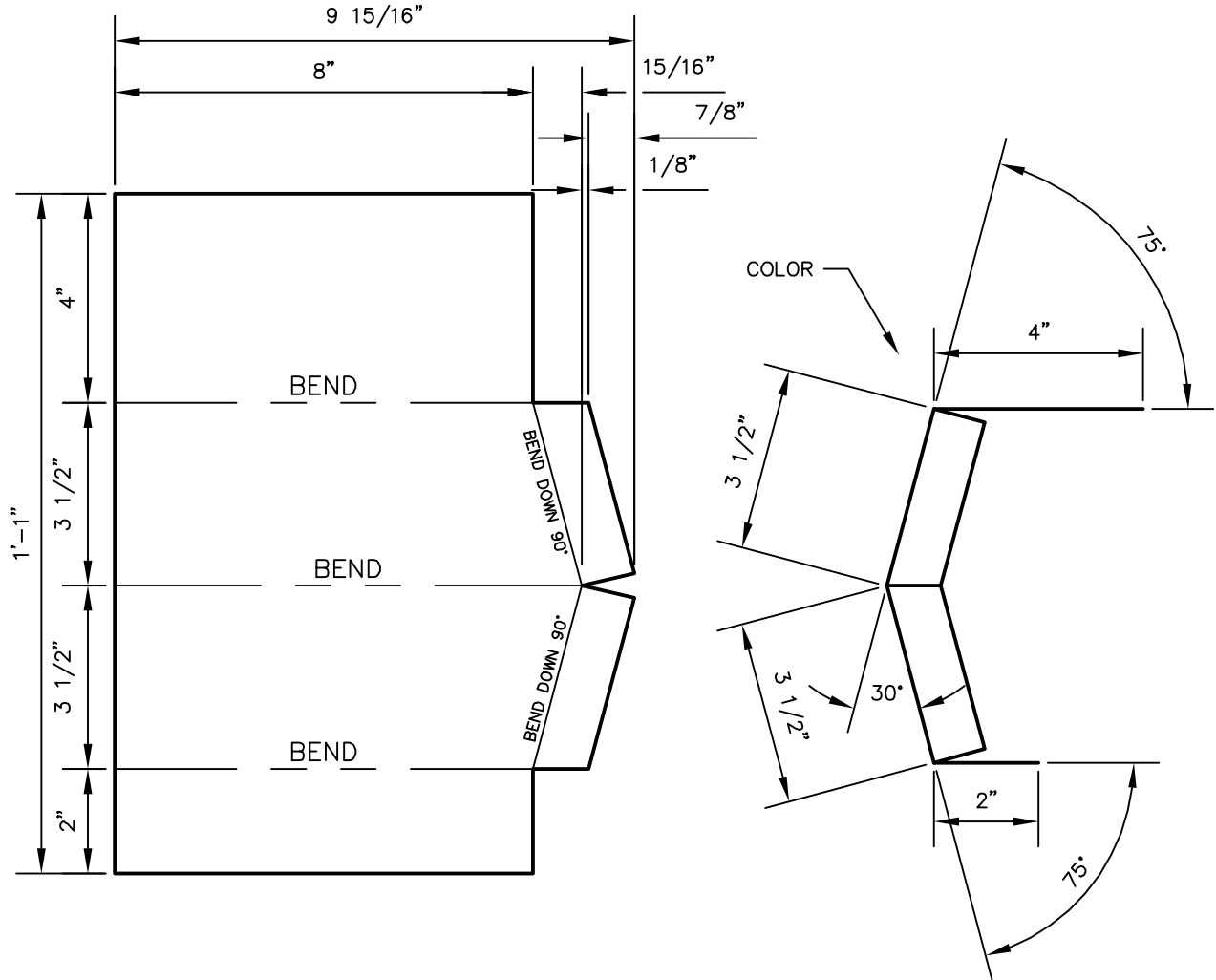
HIGH-SIDE CORNER BOX - PATTERN (ENDWALL)

(ASSEMBLE 1 RIGHT HAND & 1 LEFT HAND)
 (RIGHT HAND SHOWN - LEFT HAND OPP.)

PANEL PROFILES	GAUGE
MEGA-RIB	26
MULTI-RIB	26
R-PANEL	26
U-PANEL	26
MIRAGE	24 or 26
MIRAGE II	24 or 26

5-28-14 rev.
 7-26-11 rev.
 9-24-96

GIRTH: 10 15/16" X 1'-0"
 BENDS: AS SPECIFIED



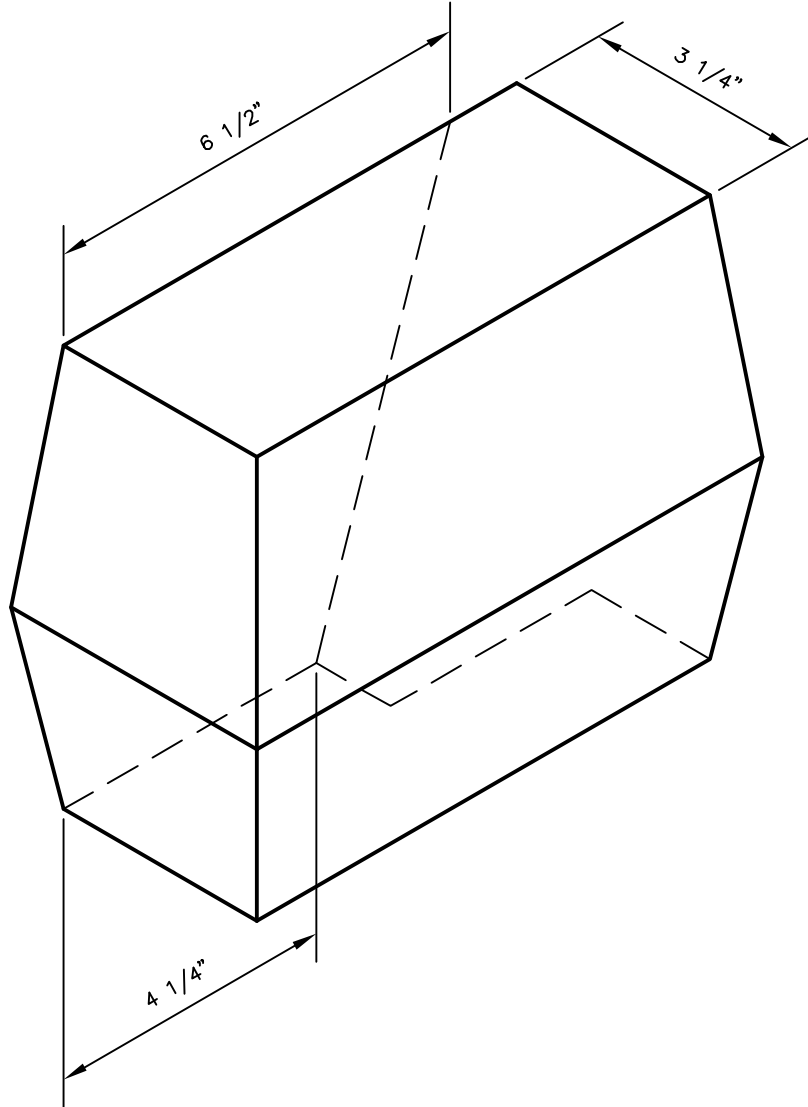
HIGH SIDE CORNER BOX - PATTERN (SIDEWALL)

(ASSEMBLE 1 RIGHT HAND & 1 LEFT HAND)
 (RIGHT HAND SHOWN & LEFT HAND OPP.)

PANEL PROFILES	GAUGE
MEGA-RIB	26
MULTI-RIB	26
R-PANEL	26
U-PANEL	26
MIRAGE	24 or 26
MIRAGE II	24 or 26

5-28-14 rev.
 7-26-11 rev.
 9-24-96

GIRTH: 9 15/16" X 1'-1"
 BENDS: AS SPECIFIED



GUTTER CORNER BOX - (FINISHED)

(RIGHT HAND SHOWN - LEFT HAND OPP.)

(FOR 2:12 TO 4:12 PITCHES)

PANEL PROFILES	GAUGE
MEGA-RIB	24 or 26
MULTI-RIB	24 or 26
R-PANEL	24 or 26
U-PANEL	24 or 26

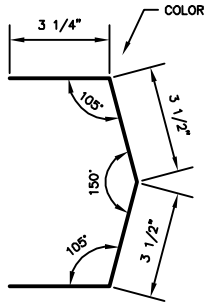
6-10-19 rev.
 8-27-14 rev.
 6-24-13 rev.
 7-26-11 rev.
 2-20-04

GIRTH: SEE PATTERN: MGTW-0036
 BENDS: SEE PATTEN: MGTW-0036

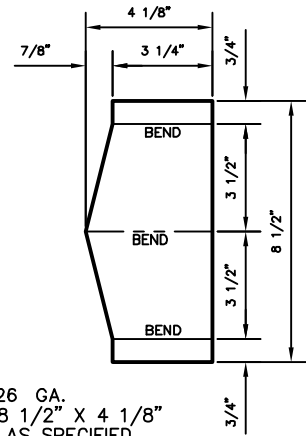
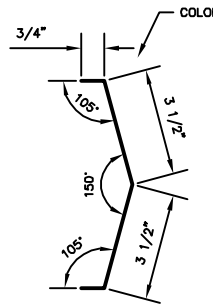
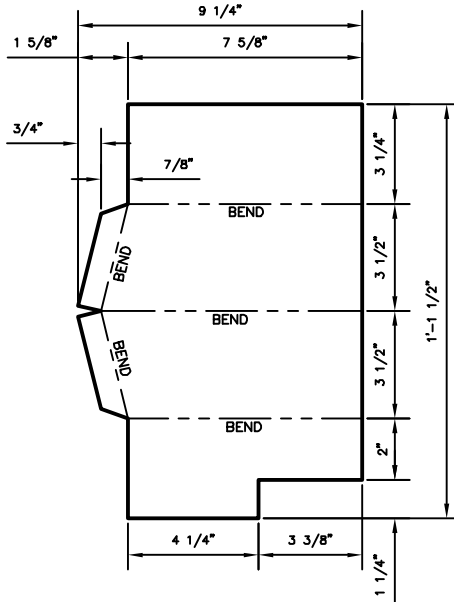
178B

178C

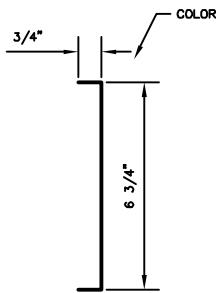
178D



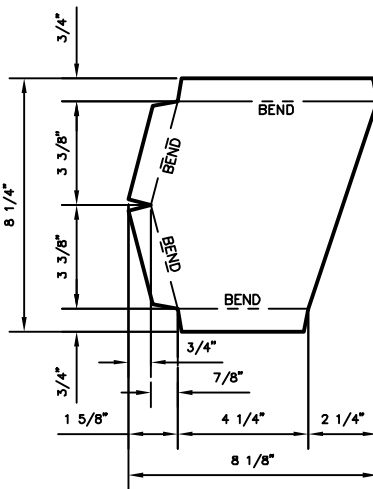
MAT'L: 26 GA.
GIRTH: 13 1/2" X 9 1/4"
BENDS: AS SPECIFIED



MAT'L: 26 GA.
GIRTH: 8 1/2" X 4 1/8"
BENDS: AS SPECIFIED



MAT'L: 26 GA.
GIRTH: 8 1/8" X 8 1/4"
BENDS: 90°



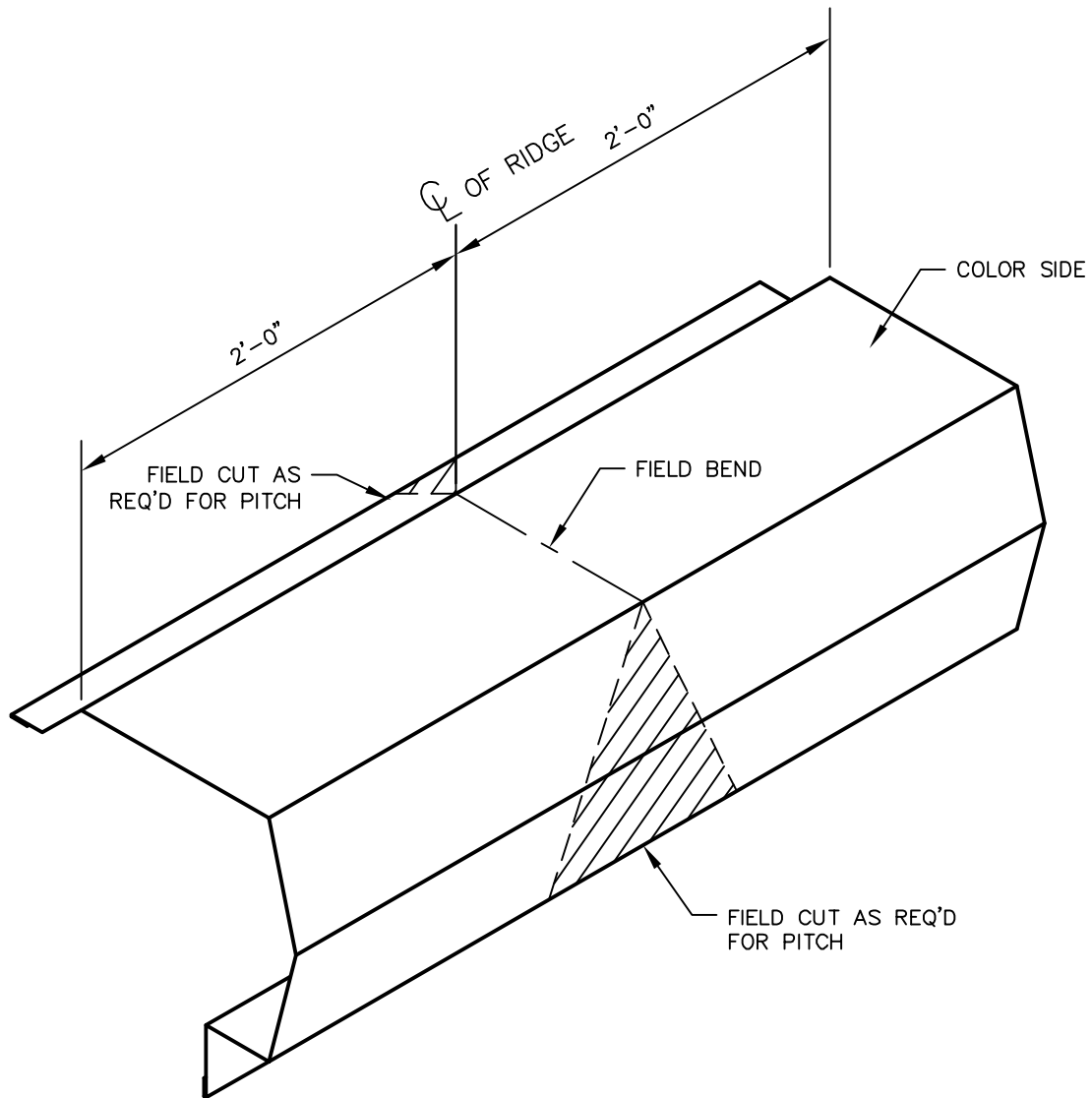
PANEL PROFILES	GAUGE
MEGA-RIB	24 or 26
MULTI-RIB	24 or 26
R-PANEL	24 or 26
U-PANEL	24 or 26

GUTTER CORNER BOX - PATTERNS

(RIGHT HAND SHOWN - LEFT HAND OPP.)
(2:12 - 4:12 PITCHES)

- 6-10-19 rev.
- 8-27-14 rev.
- 6-24-13 rev.
- 7-26-11 rev.
- 9-10-07

GIRTH: SEE ABOVE
BENDS: SEE ABOVE
SEE FINISHED: MGTW-0037

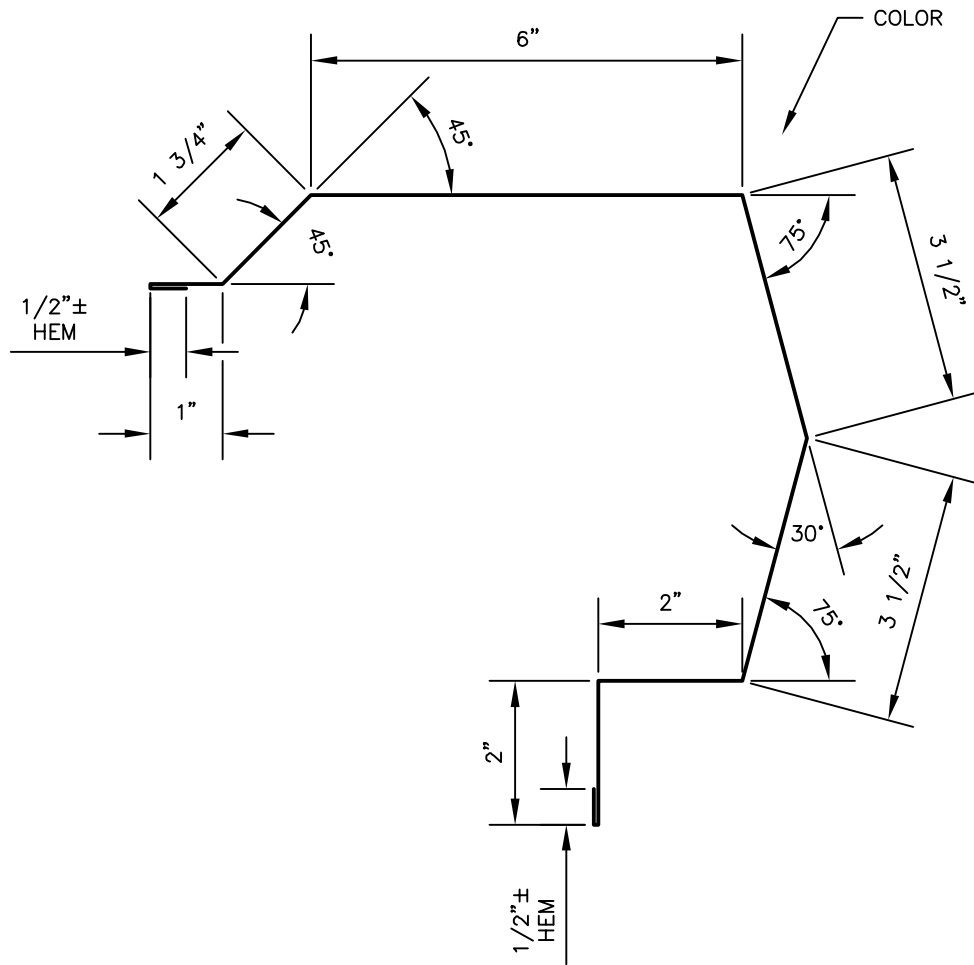


VARIABLE PEAK BOX ASSEMBLY

PANEL PROFILES	GAUGE
MULTI-RIB	26
R-PANEL	26
U-PANEL	26
MEGA-RIB	26

9-04-13 rev.
7-26-11 rev.
2-20-04

GIRTH: SEE PATTERN: MGTW-0038
BENDS: SEE PATTERN: MGTW-0038

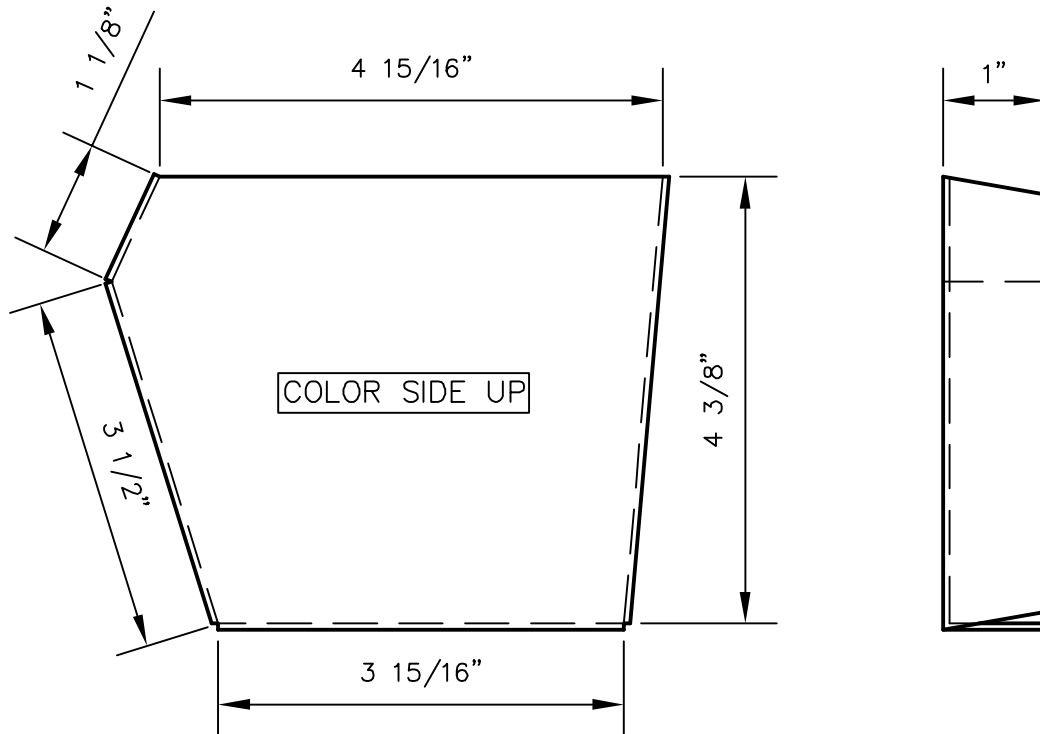


VARIABLE PEAK BOX PATTERN

PANEL PROFILES	GAUGE
MEGA-RIB	26
MULTI-RIB	26
R-PANEL	26
U-PANEL	26

9-04-13 rev.
7-26-11 rev.
2-20-04

GIRTH: 1'-8 3/4" X 4'-0" LONG
BENDS: 90° AND AS SPECIFIED



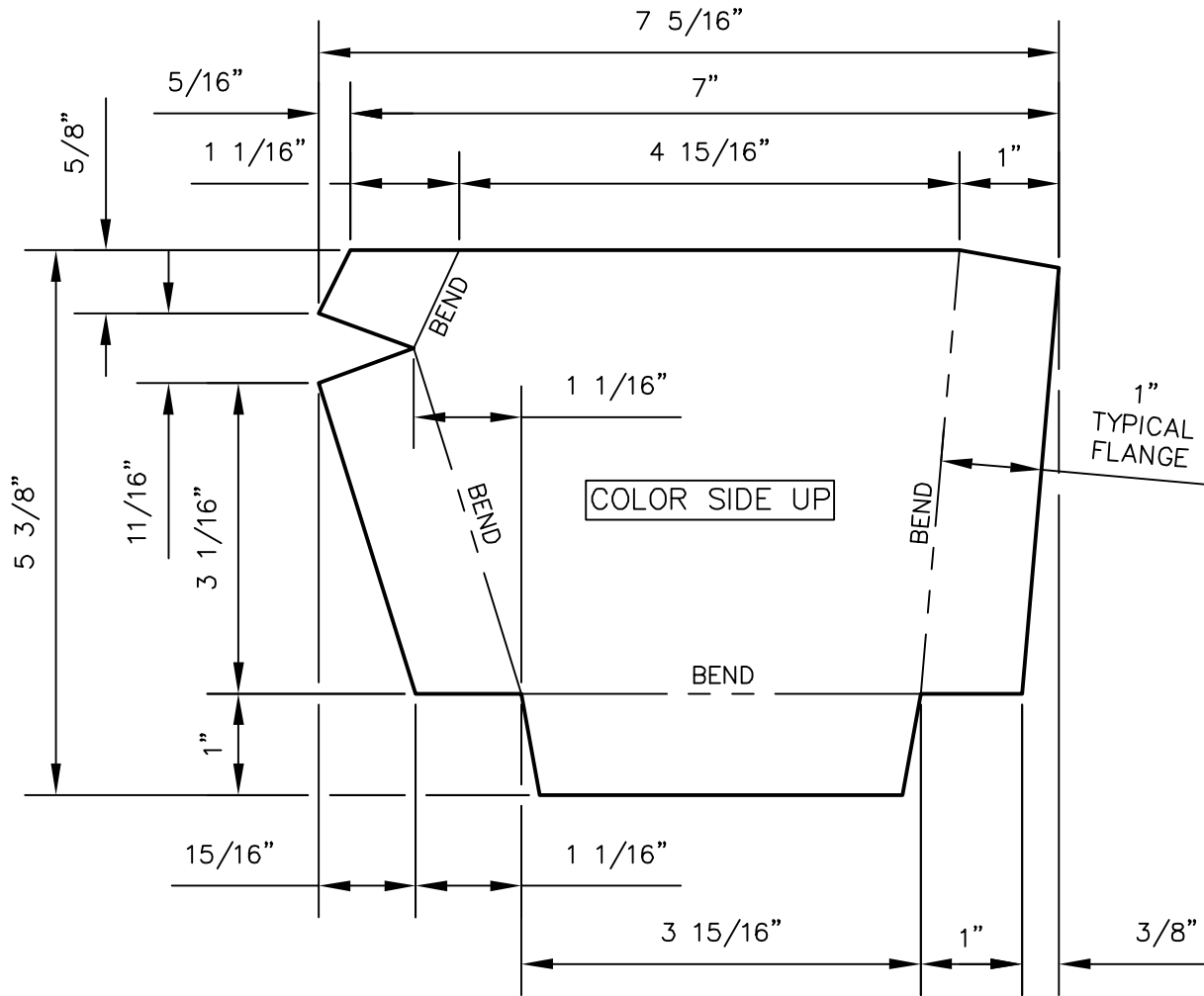
GUTTER END CAP - FINISHED

(1/2:12 TO 2:12 PITCH)

PANEL PROFILES	GAUGE
MEGA-RIB	26
MULTI-RIB	24 or 26
R-PANEL	24 or 26

5-28-14 rev.
9-23-07 rev.
2-20-04

GIRTH: SEE DWG MGTW-0040
BENDS: SEE DWG MGTW-0040



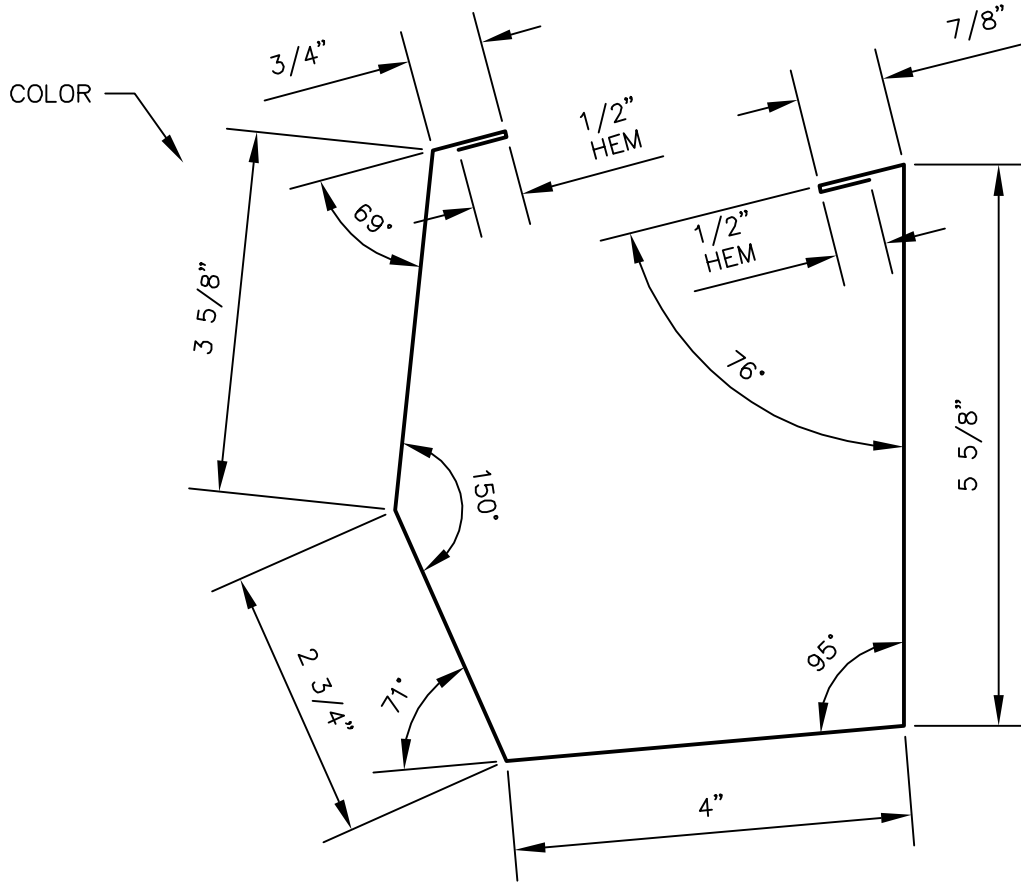
GUTTER END CAP - PATTERN

(1/2:12 TO 2:12 PITCH)

PANEL PROFILES	GAUGE
MEGA-RIB	26
MULTI-RIB	24 or 26
R-PANEL	24 or 26

5-28-14 rev.
 9-23-07 rev.
 2-20-04

GIRTH: 5 3/8" X 7 5/16"
 BENDS: DOWN 90°
 SEE DWG MGTW-0039 FOR FINISHED DETAIL

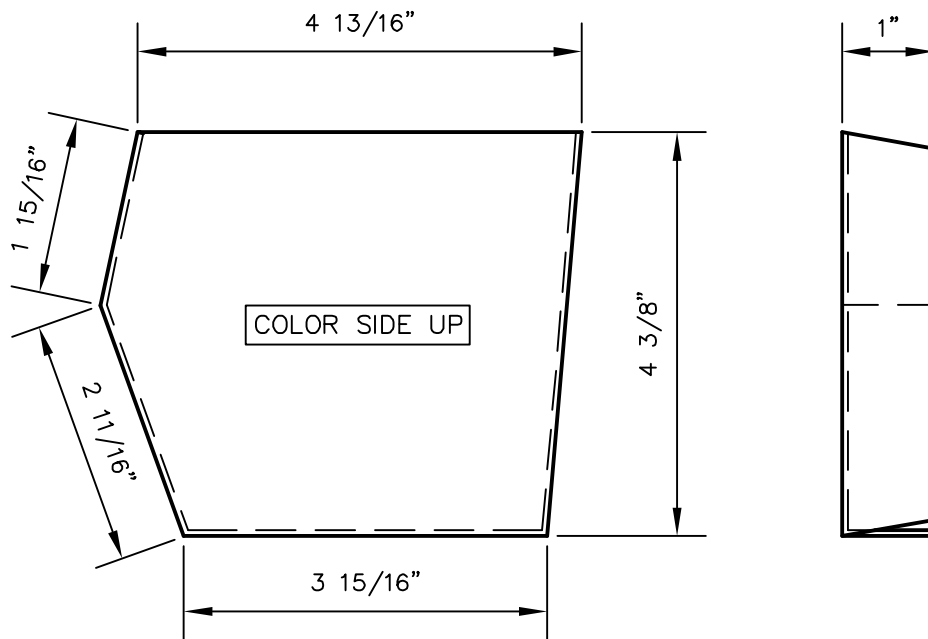


STANDARD GUTTER (2:12 - 4:12)

PANEL PROFILES	GAUGE
MEGA-RIB	24 or 26
MULTI-RIB	24 or 26
R-PANEL	24 or 26

4-22-15 rev.
 6-18-13 rev.
 7-26-11 rev.
 2-20-04

GIRTH: 18 5/8"
 BENDS: AS SPECIFIED



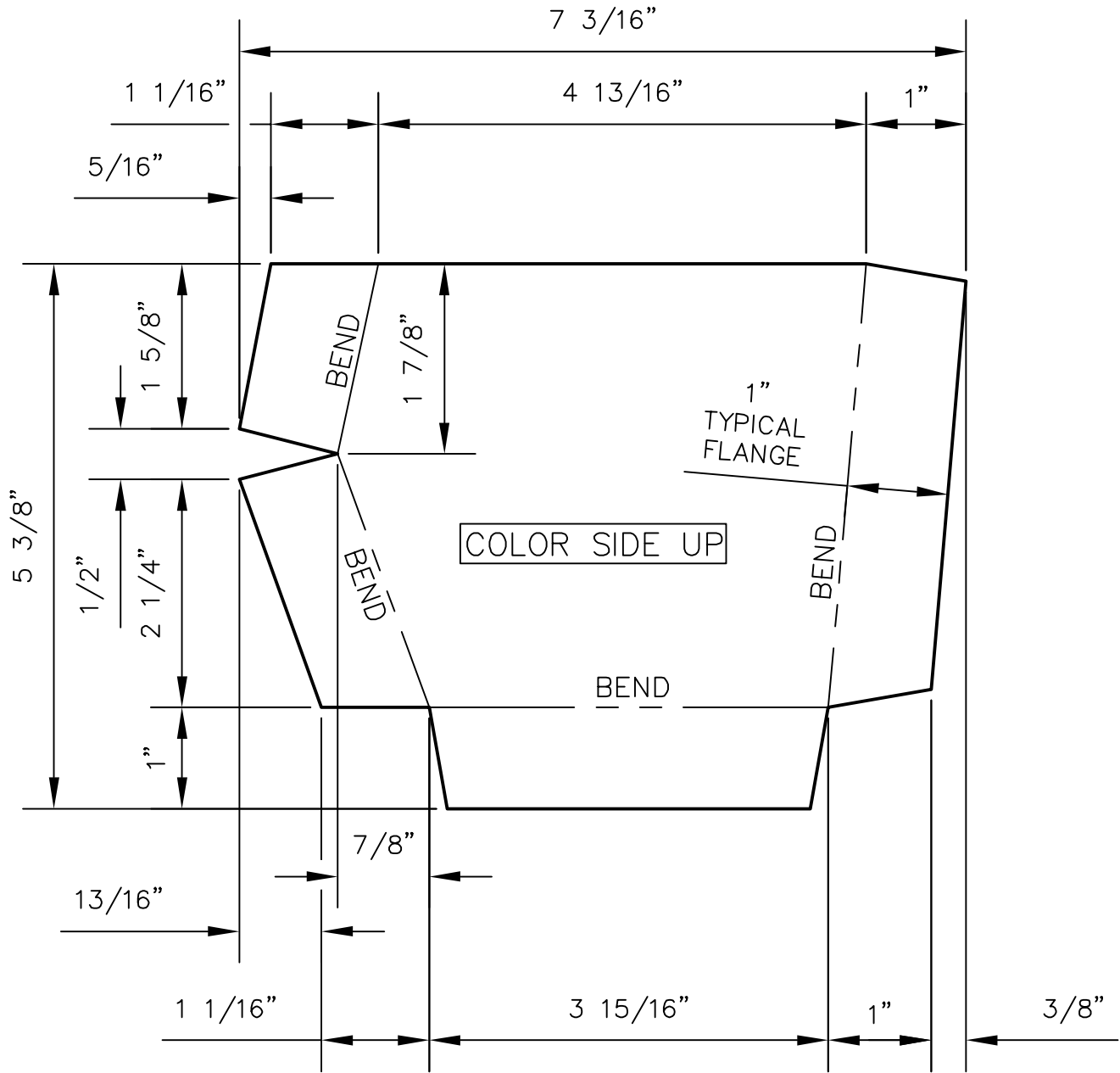
STANDARD GUTTER END CAP - ASSEMBLY

(2:12 - 4:12 PITCHES)

PANEL PROFILES	GAUGE
MEGA-RIB	26
MULTI-RIB	26
R-PANEL	26

6-18-13 rev.
7-26-11 rev.
9-10-07

GIRTH: SEE PATTERN: MGTW-0043
BENDS: SEE PATTERN: MGTW-0043



STANDARD GUTTER END CAP - PATTERN

(2:12 - 4:12 PITCHES)

PANEL PROFILES	GAUGE
MEGA-RIB	26
MULTI-RIB	26
R-PANEL	26

6-24-13 rev.
 9-23-11 rev.
 9-10-07

GIRTH: 7 3/16" X 5 3/8"
 BENDS: 90° DOWN AND AS SPECIFIED