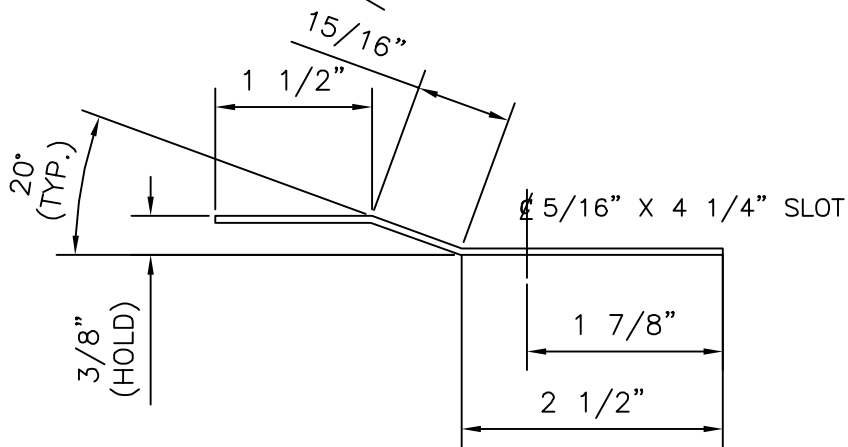
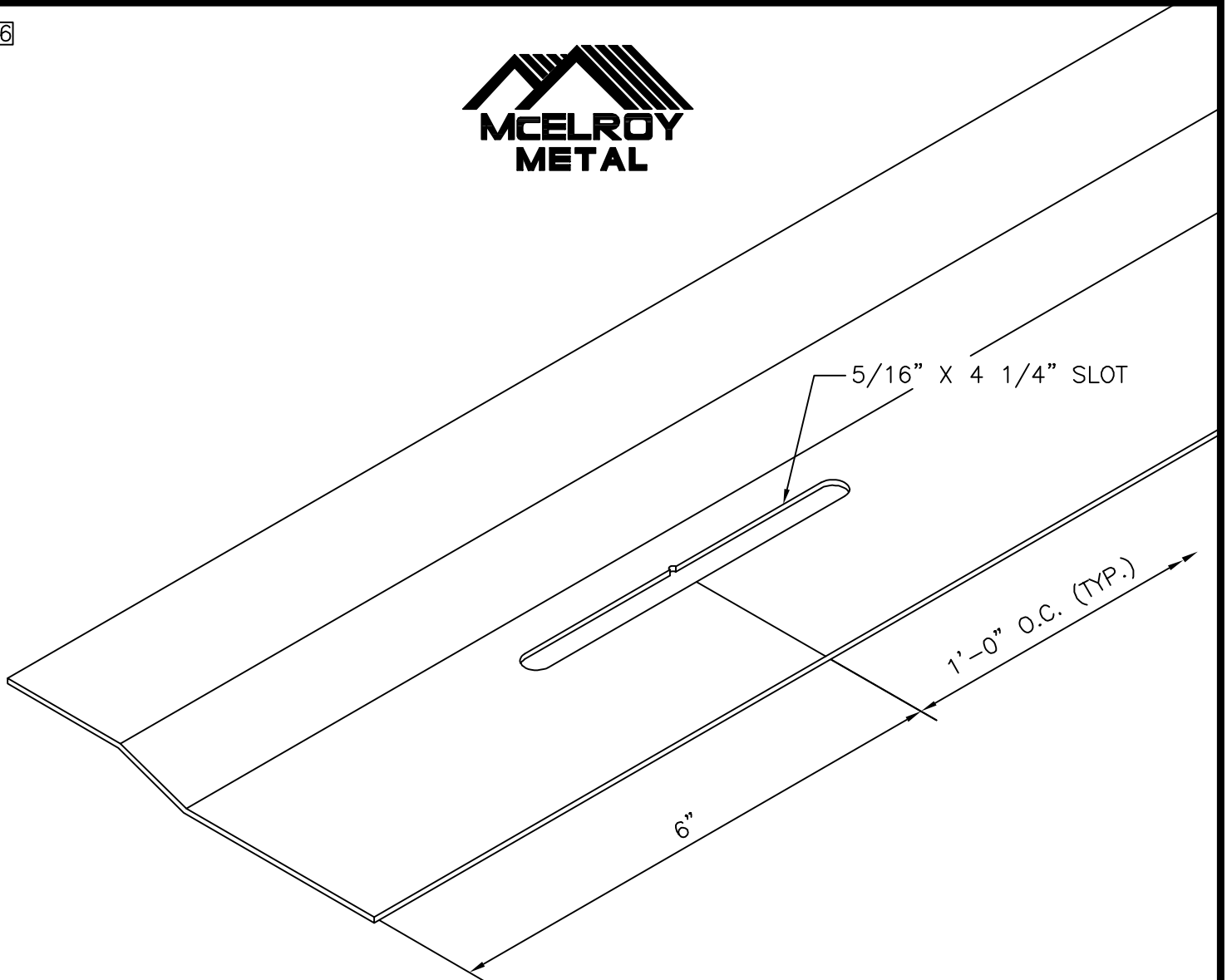


# PRESS-BROKE RED IRON INDEX

<u>DWG #:</u>	<u>DESCRIPTION:</u>	<u>IMAGE #:</u>
PBRI-0001	4 15/16" Low Floating Rake Plate	416
PBRI-0002	4 15/16" High Floating Rake Plate	417
PBRI-0003	3 15/16" Utility Eave Plate	418
PBRI-0004	3 15/16" Low Eave Plate	419
PBRI-0005	4 15/16" High Eave Plate	420
PBRI-0006	4 15/16" Utility Floating Rake Support Angle	421
PBRI-0007	4 15/16" Low Floating Rake Support Angle	422
PBRI-0008	2 x 2 Angle	423
PBRI-0009	4 15/16" Utility Fixed Rake Support Angle	424
PBRI-0010	2 x 3 Angle	425
PBRI-0011	2 x 4 Angle	426
PBRI-0012	4 15/16" Low Fixed Rake Support Angle	427
PBRI-0013	5 15/16" High Fixed Rake Support Angle	428
PBRI-0014	13 15/16" Utility Ridge Plate	429
PBRI-0015	13 15/16" Low Ridge Plate	430
PBRI-0016	13 15/16" High Ridge Plate	431
PBRI-0017	13 15/16" Utility Hip Plate	432
PBRI-0018	13 15/16" Low Hip Plate	433
PBRI-0019	13 15/16" High Hip Plate	434
PBRI-0020	20 15/16" Flat Ridge Plate	435
PBRI-0021	20 15/16" Flat Hip Plate	436
PBRI-0022	20 15/16" Flat Valley Plate	437
PBRI-0023	20 15/16" Utility Valley Plate	438
PBRI-0024	20 15/16" Low Valley Plate	439
PBRI-0025	20 15/16" High Valley Plate	440
PBRI-0026	Base Clip (for Rib Roof)	441
PBRI-0027	Bearing Plate (3 7/8" x 5 15/16")	442
PBRI-0028	3" x 3" x 5 3/4" Clip	458
PBRI-0029	3" x 7" x 5 3/4" Clip	459
PBRI-0030	3 1/4" x 3 1/4" x 5 3/4" Clip	460
PBRI-0031	3 1/4" x 7 1/4" x 5 3/4" Clip	461
PBRI-0032	5 3/4" x 4" Plate	462
PBRI-0033	7 3/4" x 4" Plate	463

<u>DWG #:</u>	<u>DESCRIPTION:</u>	<u>IMAGE #:</u>
PBRI-0034	4 15/16" Low Floating Rake Support Angle (Use with Maxima 1.5" Panels)	447
PBRI-0035	4 15/16" Low Floating Rake Support Angle (Use with Maxima 2" and ADV Panels)	448
PBRI-0036	4 15/16" High Floating Rake Support Angle (Use with Maxima 2" and ADV High Floating Systems, and Maxima 3" Low Floating Systems)	449
PBRI-0037	5 15/16" High Floating Rake Support Angle (Use with: ML-90, ML-FS and Maxima 3" Panels)	450
PBRI-0038	Slot @ 7/8" - 5 15/16" Slotted Flat (order from Ashburn Plant)	
PBRI-0039	Slot @ 7/8" - 4 15/16" Slotted Flat (order from Ashburn Plant)	
PBRI-0040	Slot @ 1 7/8" - 4 15/16" Slotted Flat (order from Ashburn Plant)	
PBRI-0041	7 15/16" Tall Floating Rake Support Angle (Use with: ML-FS 5" Clips)	465
PBRI-0042	Tall Eave Plate (Use with: ML-FS 5" Clips)	457
PBRI-0043	Tall Floating Rake Plate (Use with: ML-FS 5" Clips)	464
PBRI-0044	Slot @ 1 7/8" - 7 15/16" Slotted Flat (order from Ashburn Plant)	
PBRI-0045	Low Floating Eave Plate	889
PBRI-0046	High Floating Eave Plate	890
PBRI-0047	Tall Floating Eave Plate (Use with: ML-FS 5" Clips)	891

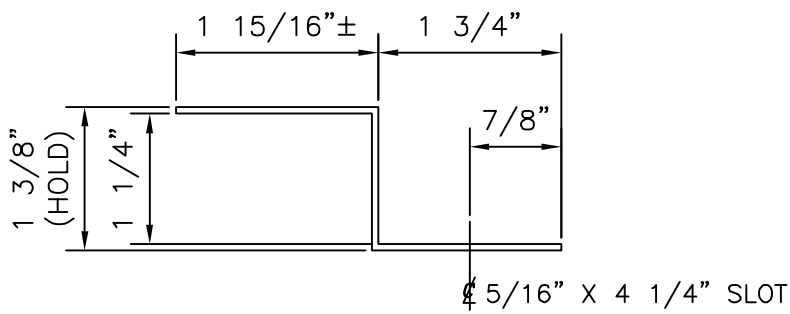
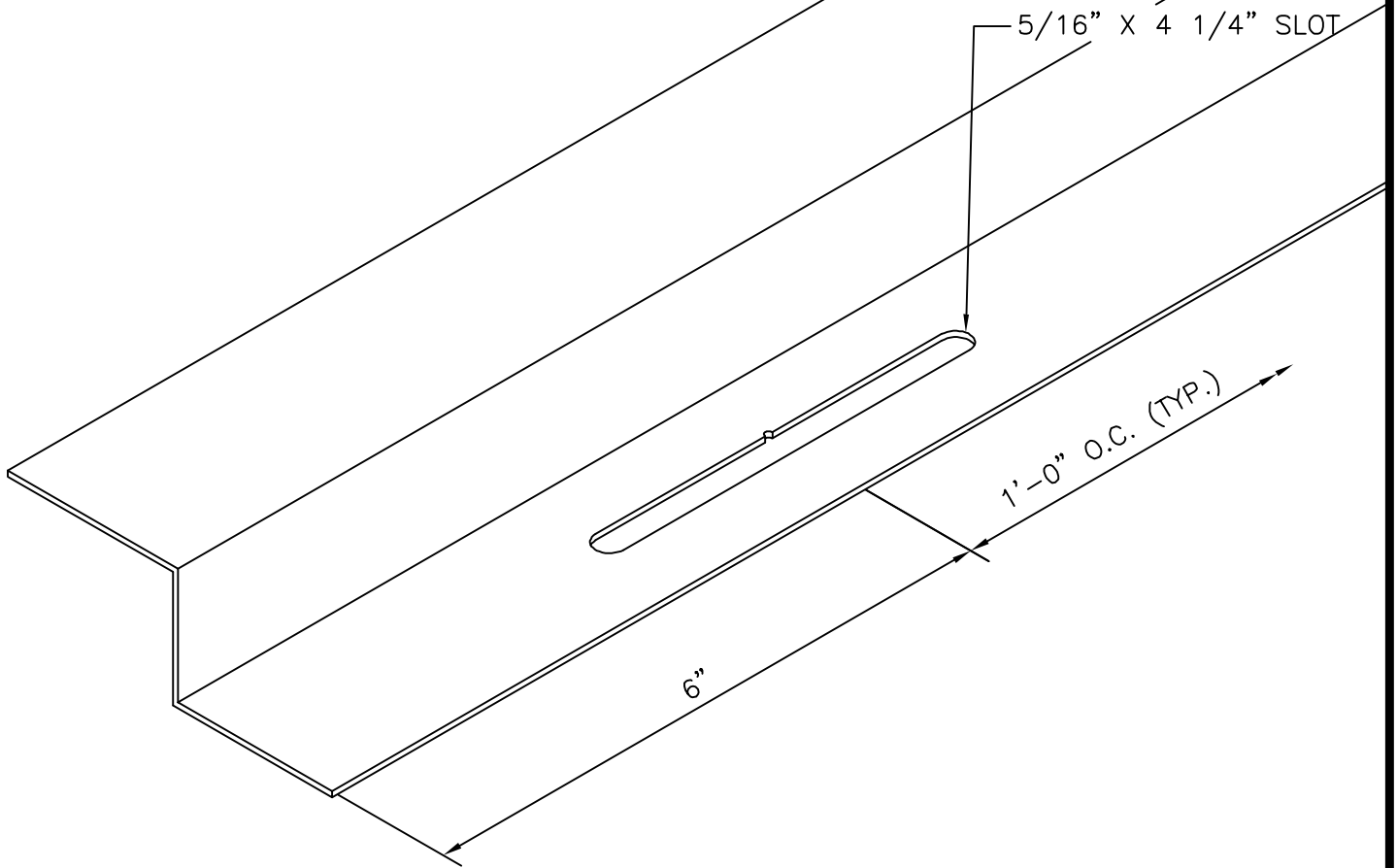


**LOW FLOATING RAKE PLATE**

PANEL PROFILES
MAXIMA 1.5"
MAXIMA 2"
MAXIMA 3"
MAXIMA ADV

9-21-17 rev.  
2-27-15

MAT'L: 16 GA. (MIN.)  
GIRTH: 4 15/16" X 10'-0"  
BENDS: AS SPECIFIED

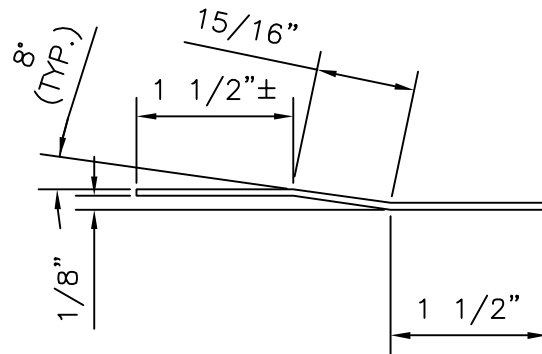
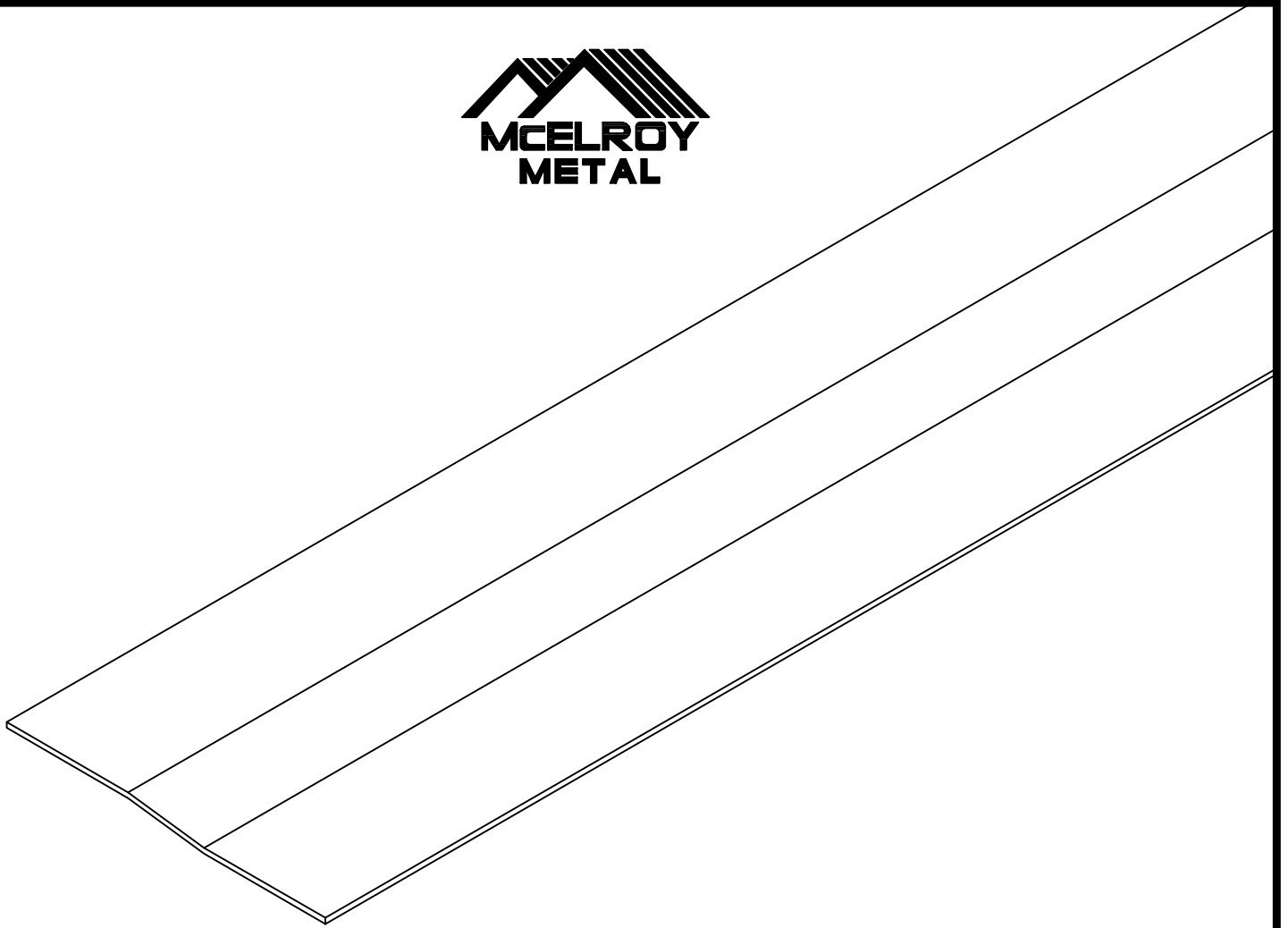


## HIGH FLOATING RAKE PLATE

PANEL PROFILES
MAXIMA 2"
MAXIMA 3"
MAXIMA ADV

2-27-15 rev.  
 7-16-13 rev.  
 5-11-07 rev.  
 12-22-04

MAT'L: 16 GA. (MIN.)  
 GIRTH: 4 15/16" X 10'-0"  
 BENDS: 90°

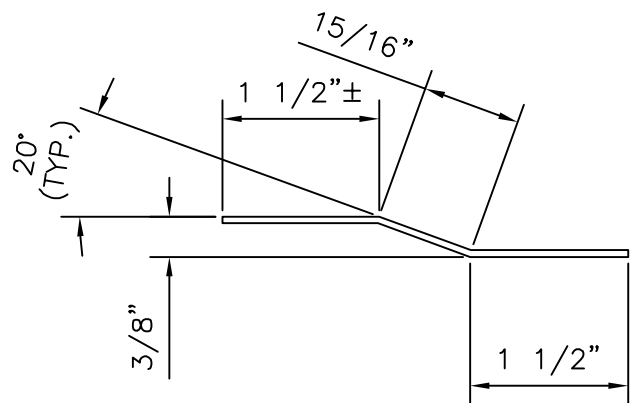
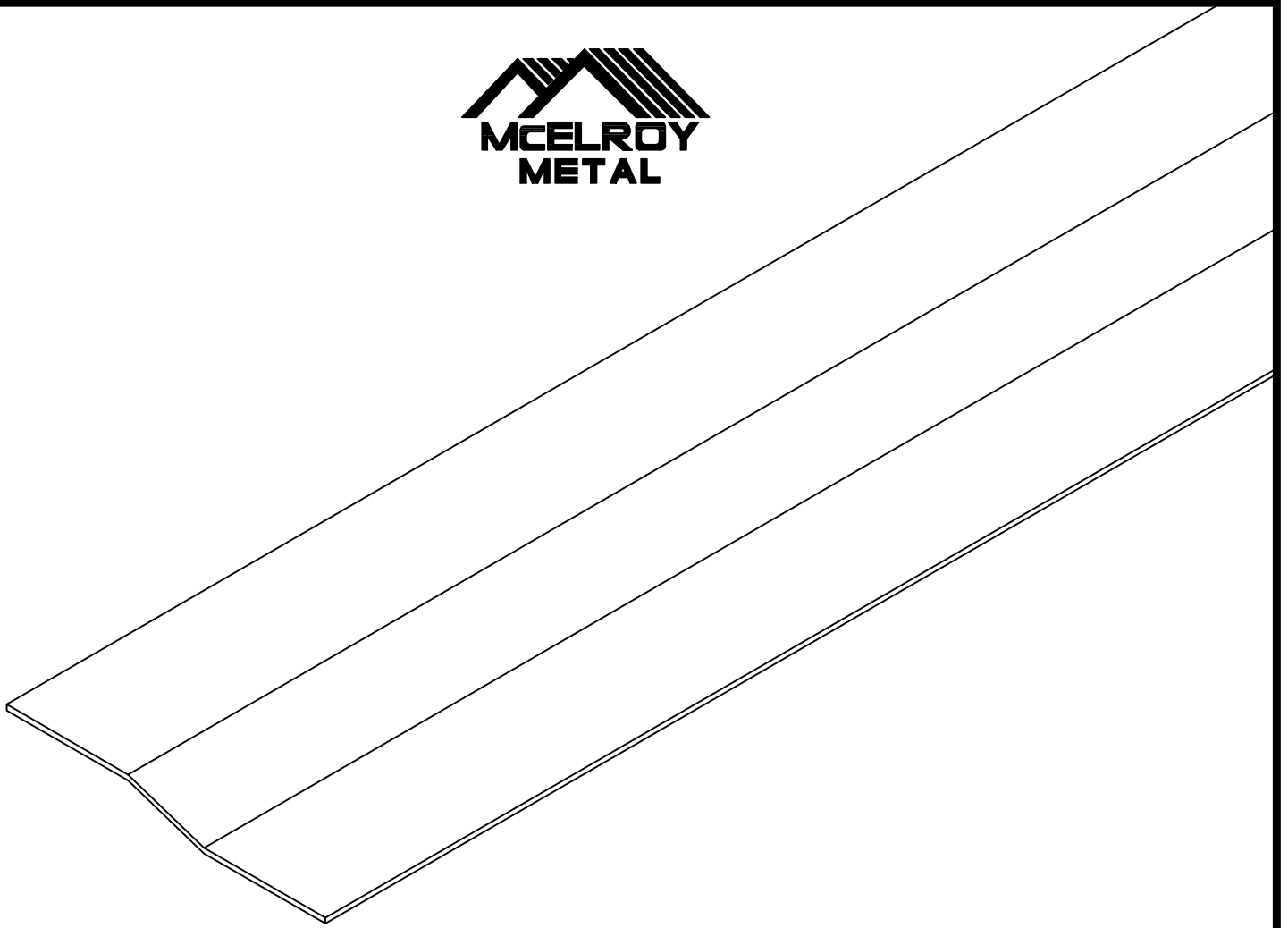


**UTILITY EAVE PLATE**

PANEL PROFILES
MEDALLION-LOK
MASTERLOK-90
MAXIMA 2"
MAXIMA 3"
MAXIMA ADV
MIRAGE
MIRAGE II

3-27-15 rev.  
 2-27-15 rev.  
 7-16-13 rev.  
 5-11-07 rev.  
 12-22-04

MAT'L: 16 GA. (MIN.)  
 GIRTH: 3 15/16" X 10'-0"  
 BENDS: AS SPECIFIED

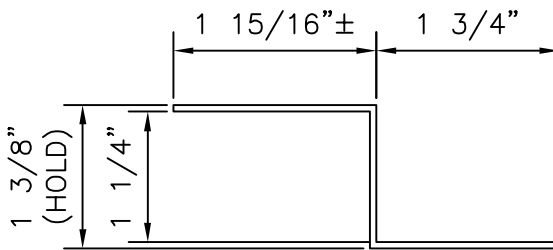
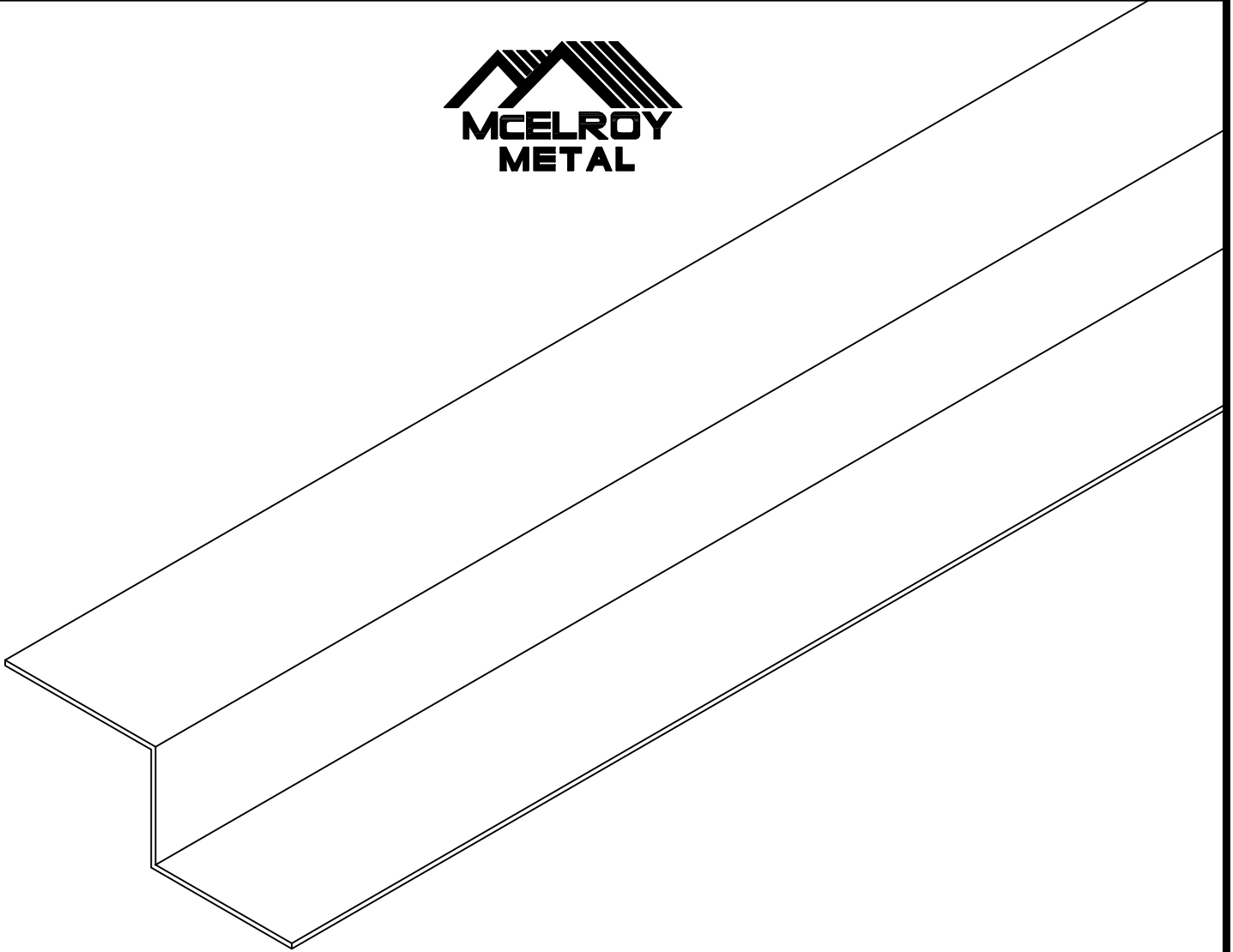


PANEL PROFILES
MASTERLOK-90
MASTERLOK-FS
MAXIMA 1.5"
MAXIMA 2"
MAXIMA 3"
MAXIMA ADV

**LOW EAVE PLATE**

2-27-15 rev.  
 7-16-13 rev.  
 5-11-07 rev.  
 12-22-04

MAT'L: 16 GA. (MIN.)  
 GIRTH: 3 15/16" X 10'-0"  
 BENDS: AS SPECIFIED

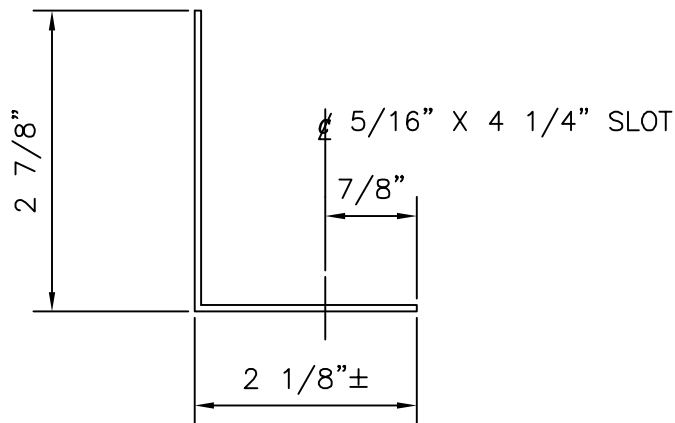
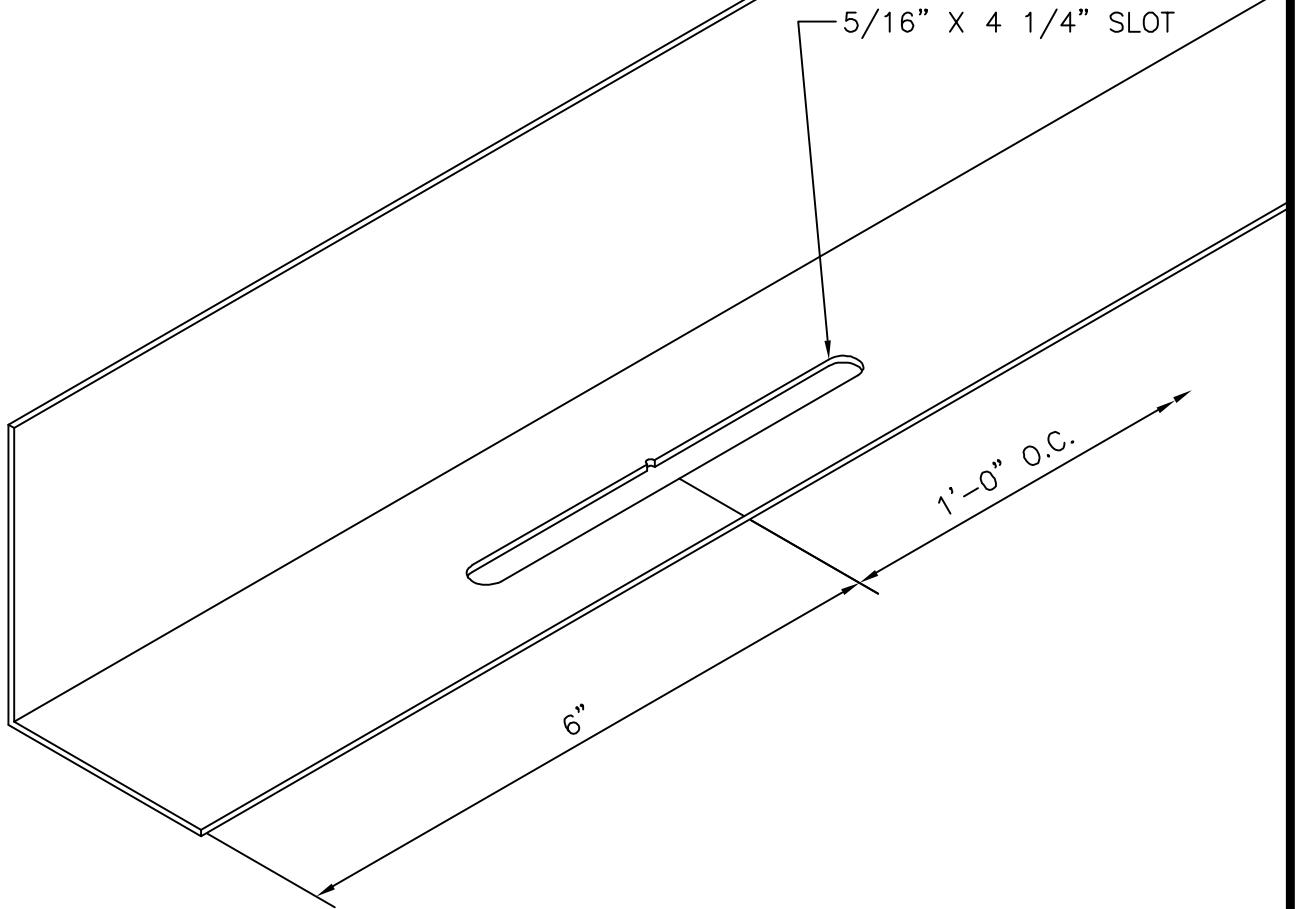


PANEL PROFILES
MASTERLOK-90
MASTERLOK-FS
MAXIMA 1.5"
MAXIMA 2"
MAXIMA 3"
MAXIMA ADV

## HIGH EAVE PLATE

2-27-15 rev.  
 7-16-13 rev.  
 5-11-07 rev.  
 12-22-04

MAT'L: 16 GA. (MIN.)  
 GIRTH: 4 15/16" X 10'-0"  
 BENDS: 90°

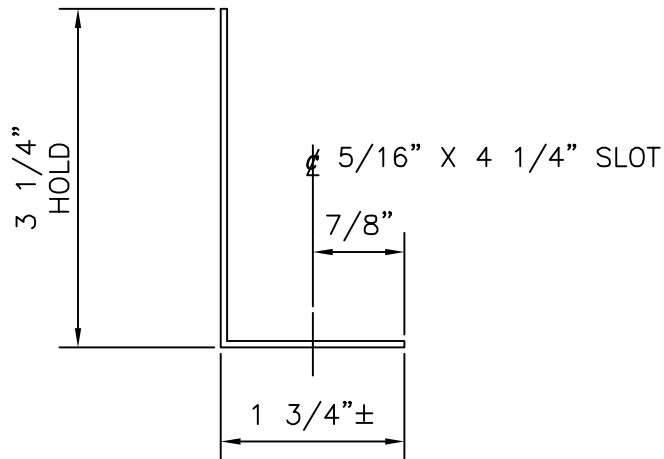
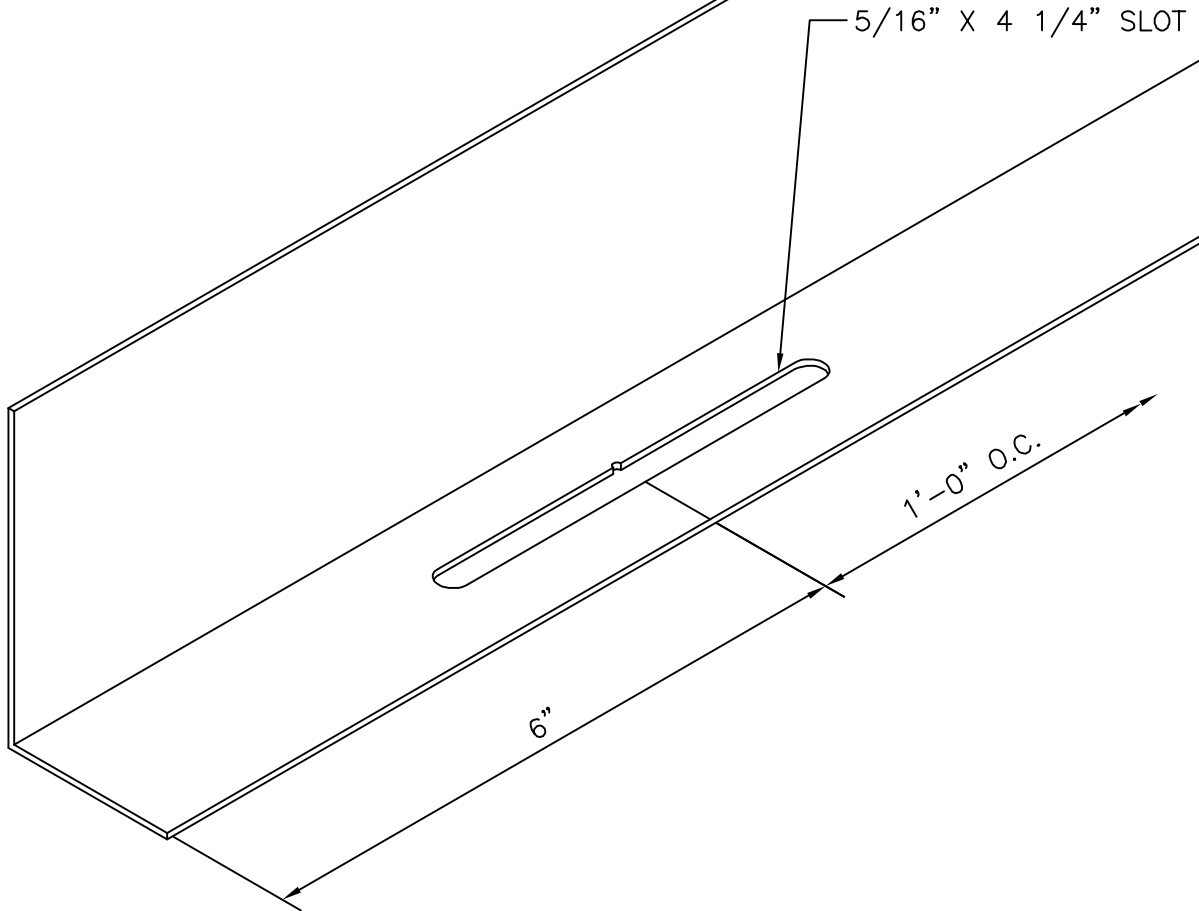


PANEL PROFILES
MASTERLOK-90
MASTERLOK-FS

## UTILITY FLOATING RAKE SUPPORT ANGLE

2-27-15 rev.  
7-16-13 rev.  
5-11-07 rev.  
12-22-04

MAT'L: 16 GA. (MIN.)  
GIRTH: 4 15/16" X 10'-0"  
BENDS: 90°

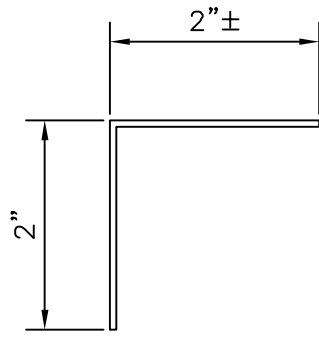
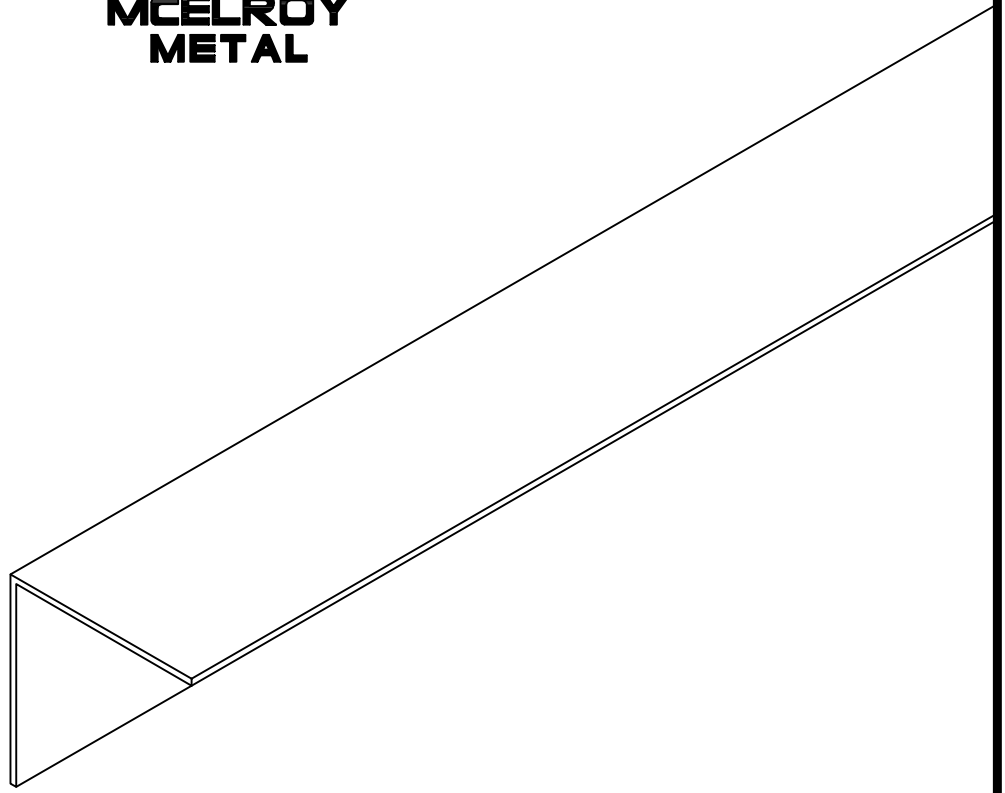


PANEL PROFILES
MASTERLOK-90
MASTERLOK-FS

## LOW FLOATING RAKE SUPPORT ANGLE

2-27-15 rev.  
 7-16-13 rev.  
 5-11-07 rev.  
 12-22-04

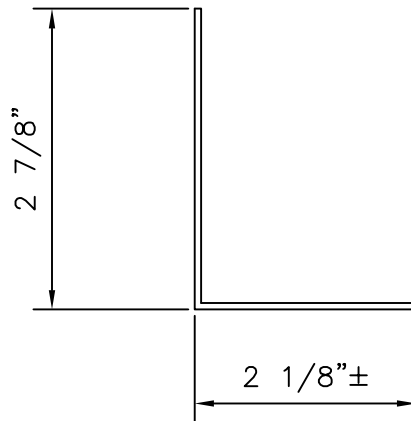

MAT'L: 16 GA. (MIN.)  
 GIRTH: 4 15/16" X 10'-0"  
 BENDS: 90°



2 X 2 ANGLE

2-27-15 rev.  
7-16-13 rev.  
5-11-07 rev.  
12-22-04

MAT'L: 16 GA. (MIN.)  
GIRTH: 3 15/16"  
BENDS: 90°

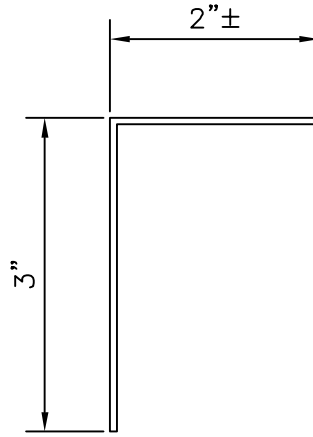
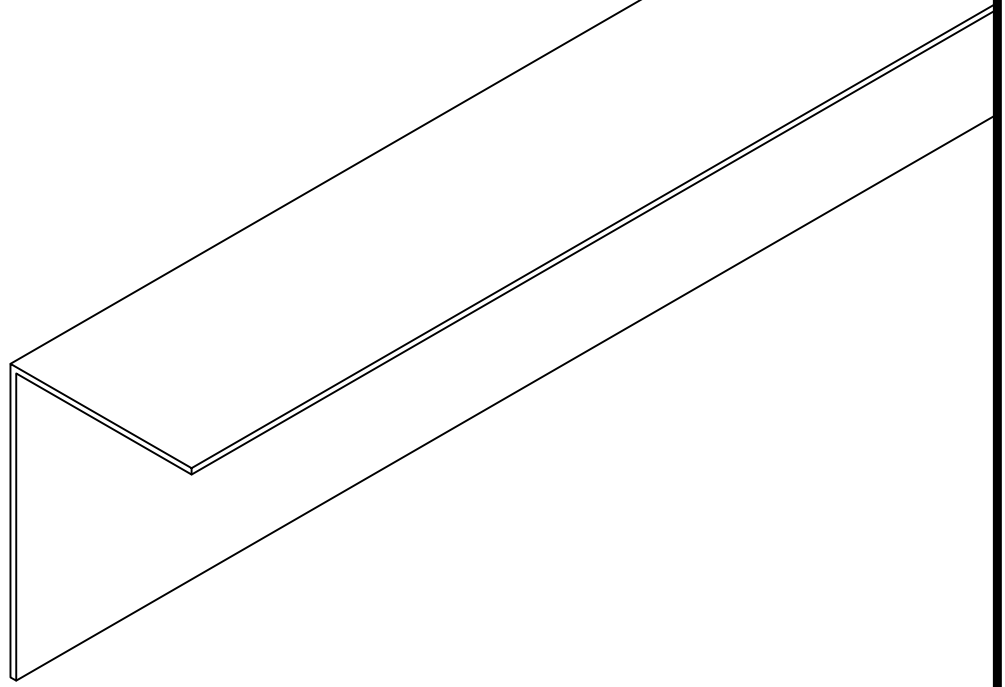


PANEL PROFILES
MASTERLOK-90
MASTERLOK-FS

## UTILITY FIXED RAKE SUPPORT ANGLE

2-27-15 rev.  
7-16-13 rev.  
5-11-07 rev.  
12-22-04

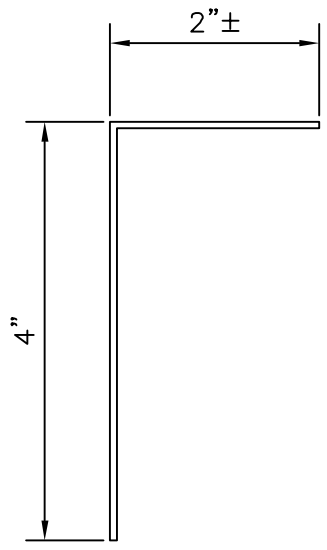
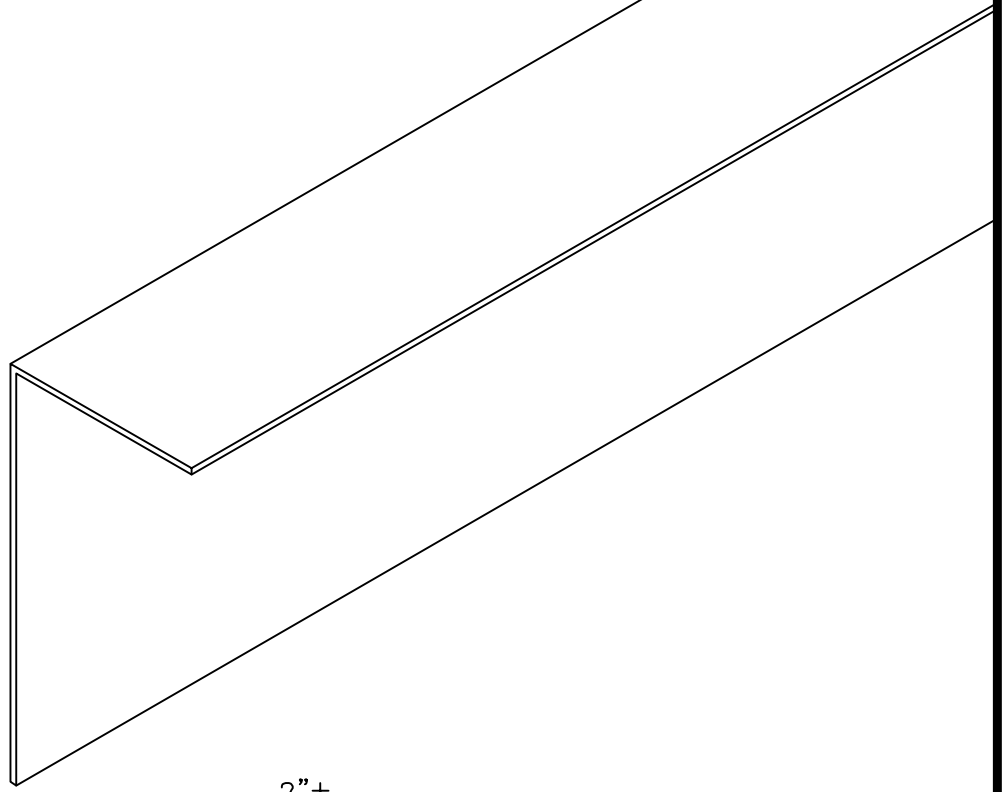
MAT'L: 16 GA. (MIN.)  
GIRTH: 4 15/16" X 10'-0"  
BENDS: 90°



2 X 3 ANGLE

2-27-15 rev.  
7-16-13 rev.  
5-11-07 rev.  
12-22-04

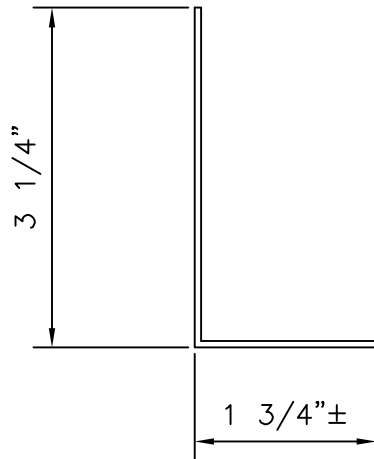

MAT'L: 16 GA. (MIN.)  
GIRTH: 4 15/16"  
BENDS: 90°



2 X 4 ANGLE

2-27-15 rev.  
7-16-13 rev.  
5-11-07 rev.  
12-22-04

MAT'L: 16 GA. (MIN.)  
GIRTH: 5 15/16"  
BENDS: 90°

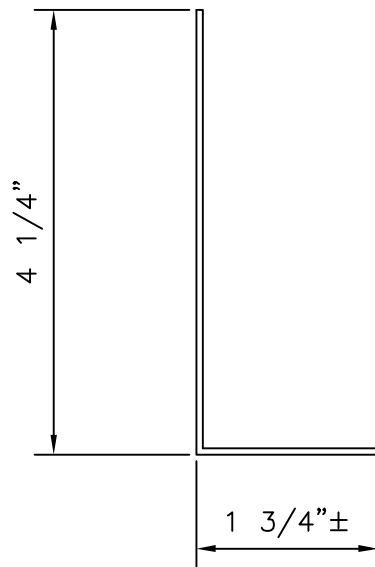



PANEL PROFILES
MASTERLOK-90
MASTERLOK-FS

## LOW FIXED RAKE SUPPORT ANGLE

2-27-15 rev.  
7-16-13 rev.  
5-11-07 rev.  
12-22-04

MAT'L: 16 GA.  
GIRTH: 4 15/16" X 10'-0"  
BENDS: 90°

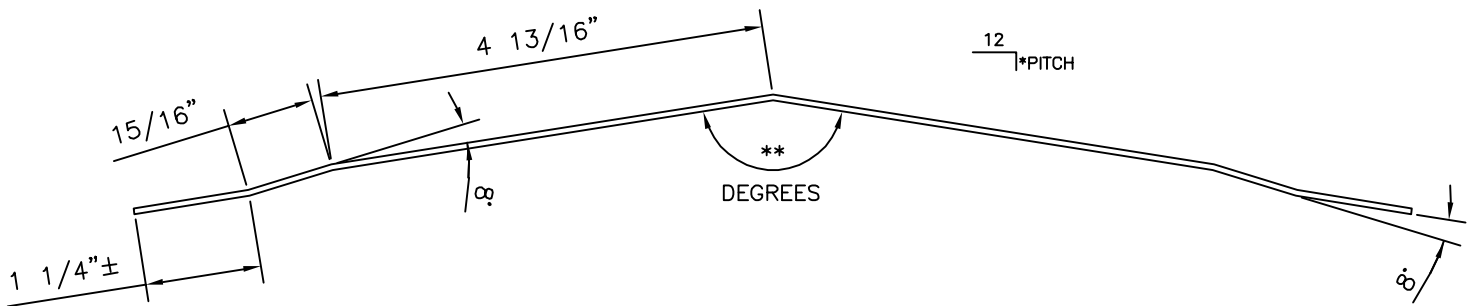


PANEL PROFILES
MASTERLOK-90
MASTERLOK-FS

## HIGH FIXED RAKE SUPPORT ANGLE

2-27-15 rev.  
7-16-13 rev.  
5-11-07 rev.  
12-22-04

MAT'L: 16 GA. (MIN.)  
GIRTH:  $5 \frac{15}{16}''$  X 10'-0"  
BENDS: 90°



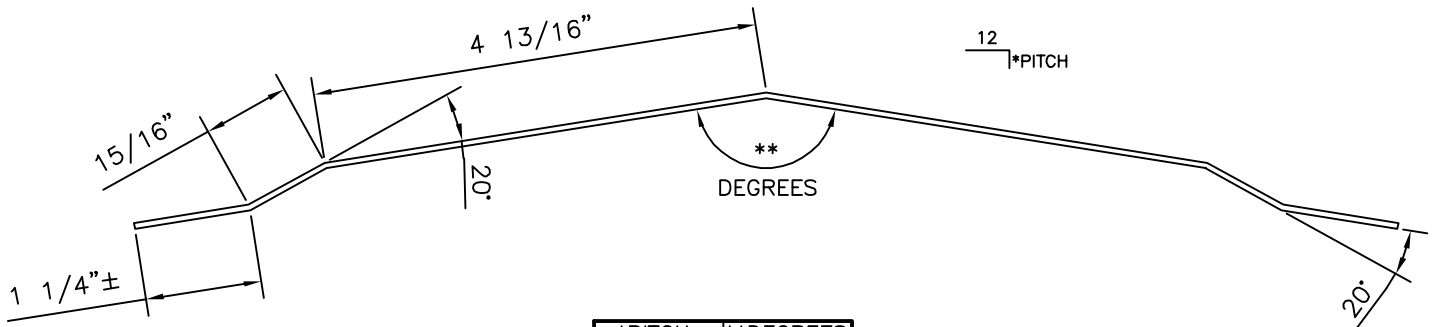
*PITCH	**DEGREES
1:12	170°
2:12	161°
3:12	152°
4:12	143°
5:12	135°
6:12	127°
7:12	119°
8:12	113°
9:12	106°
10:12	100°
11:12	95°
12:12	90°

PANEL PROFILES
MEDALLION-LOK
MASTERLOK-90
MAXIMA 2"
MAXIMA 3"
MAXIMA ADV
MIRAGE
MIRAGE II

## UTILITY RIDGE PLATE

10-17-18 rev.  
 2-27-15 rev.  
 7-16-13 rev.  
 5-11-07 rev.  
 12-22-04

MAT'L: 16 GA.  
 GIRTH: 13 15/16" X 10'-0"  
 BENDS: AS SPECIFIED



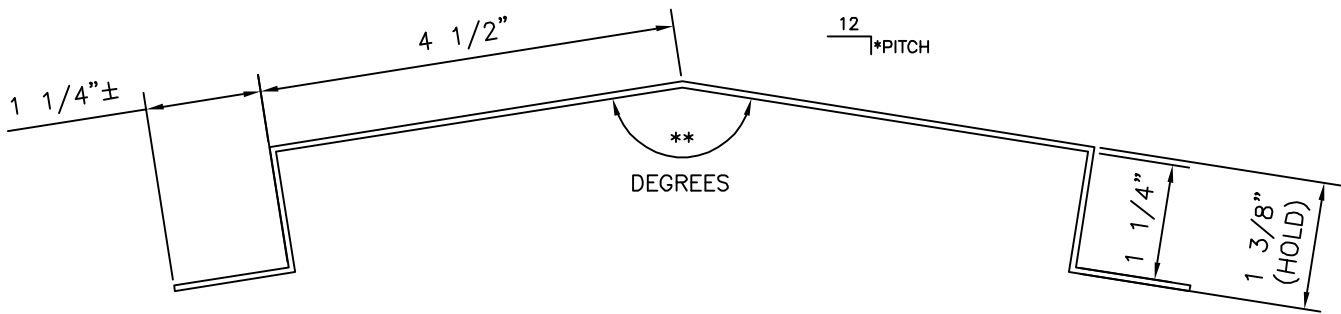
*PITCH	**DEGREES
1:12	170°
2:12	161°
3:12	152°
4:12	143°
5:12	135°
6:12	127°
7:12	119°
8:12	113°
9:12	106°
10:12	100°
11:12	95°
12:12	90°

PANEL PROFILES
MASTERLOK-90
MASTERLOK-FS
MAXIMA 1.5"
MAXIMA 2"
MAXIMA 3"
MAXIMA ADV

## LOW RIDGE PLATE

10-17-18 rev.  
 2-27-15 rev.  
 7-16-13 rev.  
 5-11-07 rev.  
 12-22-04

MAT'L: 16 GA.  
 GIRTH: 13 15/16" X 10'-0"  
 BENDS: AS SPECIFIED



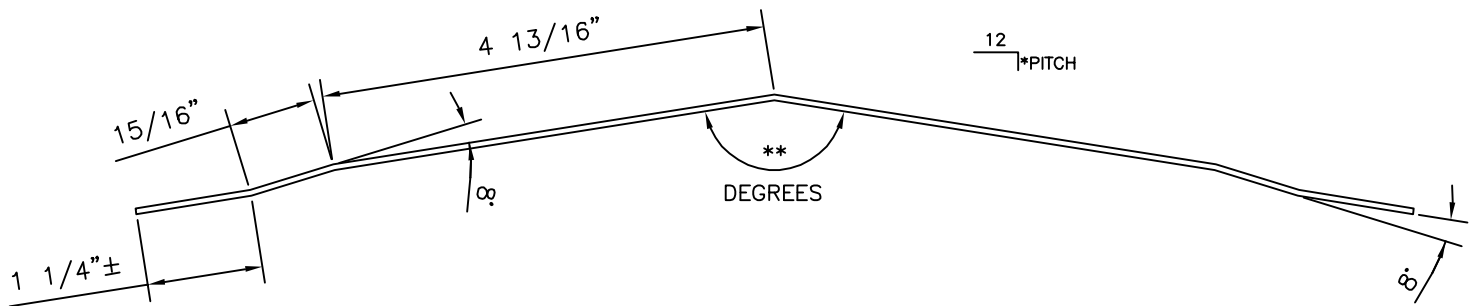
*PITCH	**DEGREES
1:12	170°
2:12	161°
3:12	152°
4:12	143°
5:12	135°
6:12	127°
7:12	119°
8:12	113°
9:12	106°
10:12	100°
11:12	95°
12:12	90°

## HIGH RIDGE PLATE

PANEL PROFILES
MASTERLOK-90
MASTERLOK-FS
MAXIMA 2"
MAXIMA 3"
MAXIMA ADV

10-17-18 rev.  
 2-27-15 rev.  
 7-16-13 rev.  
 5-11-07 rev.  
 12-22-04

MAT'L: 16 GA.  
 GIRTH: 13 15/16" X 10'-0"  
 BENDS: AS SPECIFIED



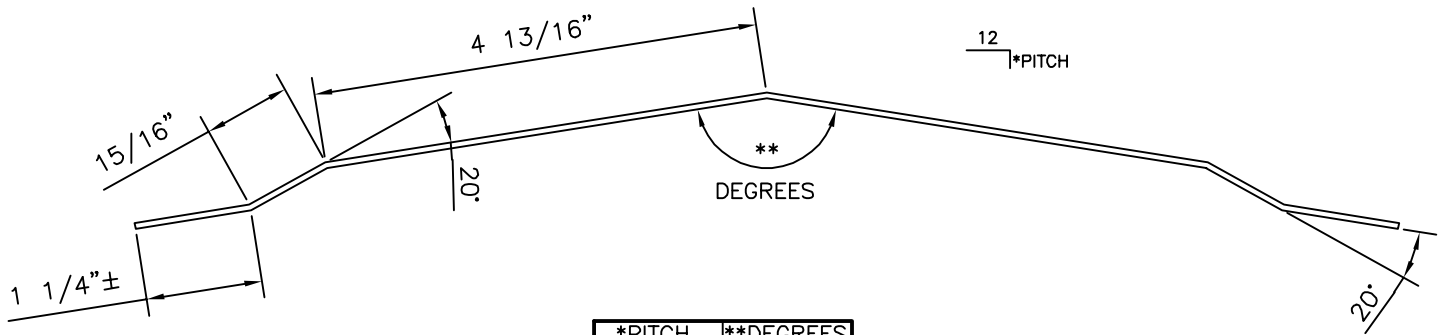
*PITCH	**DEGREES
1:12	173°
2:12	167°
3:12	160°
4:12	154°
5:12	147°
6:12	141°
7:12	135°
8:12	129°
9:12	123°
10:12	117°
11:12	111°
12:12	105°

PANEL PROFILES
MASTERLOK-90
MASTERLOK-FS
MAXIMA 2"
MAXIMA 3"
MAXIMA ADV
MIRAGE
MIRAGE II

## UTILITY HIP PLATE

10-17-18 rev.  
 2-27-15 rev.  
 7-16-13 rev.  
 5-11-07 rev.  
 12-22-04

MAT'L: 16 GA.  
 GIRTH: 13 15/16" X 10'-0"  
 BENDS: AS SPECIFIED



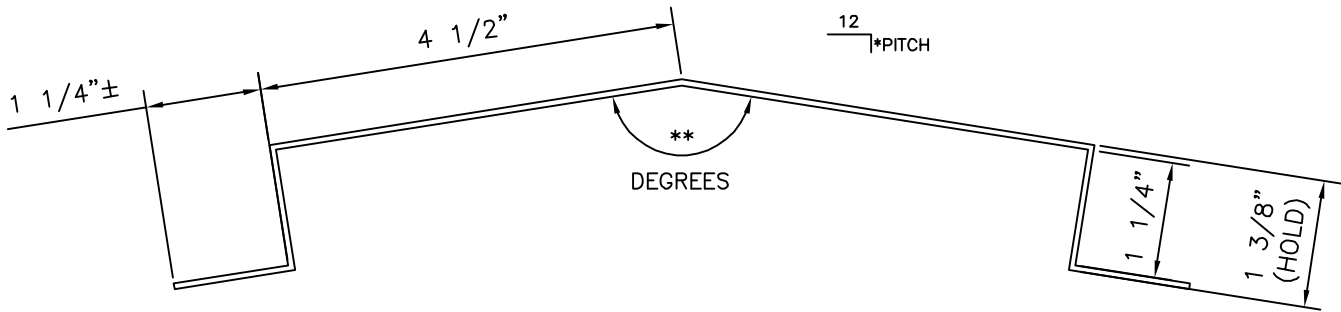
*PITCH	**DEGREES
1:12	173°
2:12	167°
3:12	160°
4:12	154°
5:12	147°
6:12	141°
7:12	135°
8:12	129°
9:12	123°
10:12	117°
11:12	111°
12:12	105°

PANEL PROFILES
MASTERLOK-90
MASTERLOK-FS
MAXIMA 1.5"
MAXIMA 2"
MAXIMA 3"
MAXIMA ADV

## LOW HIP PLATE

10-17-18 rev.  
 2-27-15 rev.  
 7-16-13 rev.  
 5-11-07 rev.  
 12-22-04

MAT'L: 16 GA.  
 GIRTH: 13 15/16" X 10'-0"  
 BENDS: AS SPECIFIED



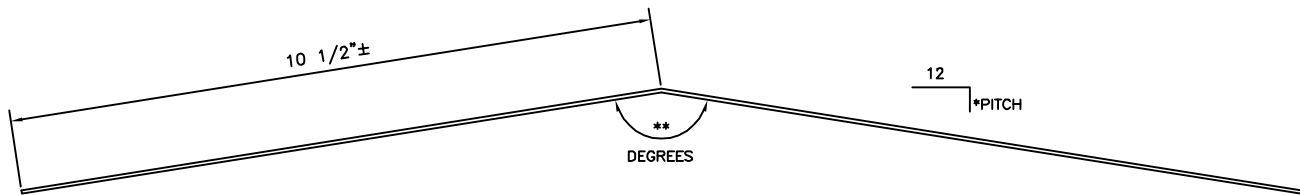
*PITCH	**DEGREES
1:12	173°
2:12	167°
3:12	160°
4:12	154°
5:12	147°
6:12	141°
7:12	135°
8:12	129°
9:12	123°
10:12	117°
11:12	111°
12:12	105°

PANEL PROFILES
MASTERLOK-90
MASTERLOK-FS
MAXIMA 2"
MAXIMA 3"
MAXIMA ADV

## HIGH HIP PLATE

10-17-18 rev.  
 2-27-15 rev.  
 7-21-13 rev.  
 5-11-07 rev.  
 12-22-04

MAT'L: 16 GA.  
 GIRTH: 13 15/16" X 10'-0"  
 BENDS: AS SPECIFIED



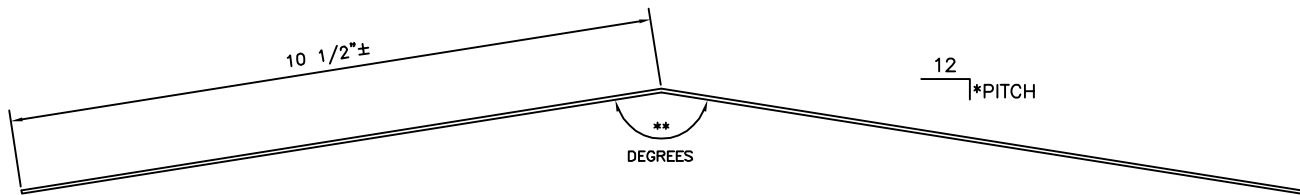
*PITCH	**DEGREES
1:12	170°
2:12	161°
3:12	152°
4:12	143°
5:12	135°
6:12	127°
7:12	119°
8:12	113°
9:12	106°
10:12	100°
11:12	95°
12:12	90°

## FLAT RIDGE PLATE

PANEL PROFILES  
ALL PANELS

12-3-18 rev.  
10-17-18 rev.  
2-27-15 rev.  
7-16-13 rev.  
12-22-04

MAT'L: 14 GA.  
GIRTH: 20 15/16" X 10'-0"  
BENDS: AS SPECIFIED



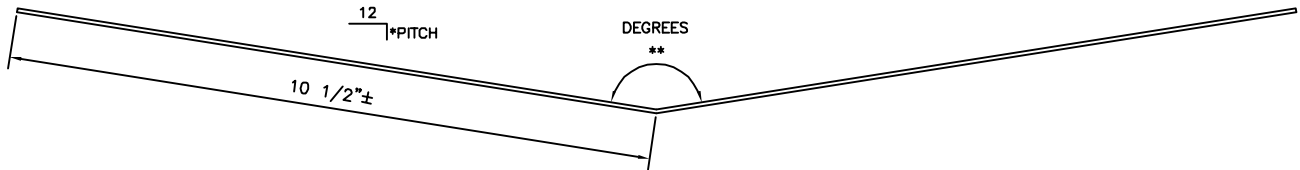
*PITCH	**DEGREES
1:12	173°
2:12	167°
3:12	160°
4:12	154°
5:12	147°
6:12	141°
7:12	135°
8:12	129°
9:12	123°
10:12	117°
11:12	111°
12:12	105°

## FLAT HIP PLATE

PANEL PROFILES  
ALL PANELS

12-3-18 rev.  
10-17-18 rev.  
2-27-15 rev.  
7-16-13 rev.  
12-22-04

MAT'L: 14 GA.  
GIRTH: 20 15/16" X 10'-0"  
BENDS: AS SPECIFIED



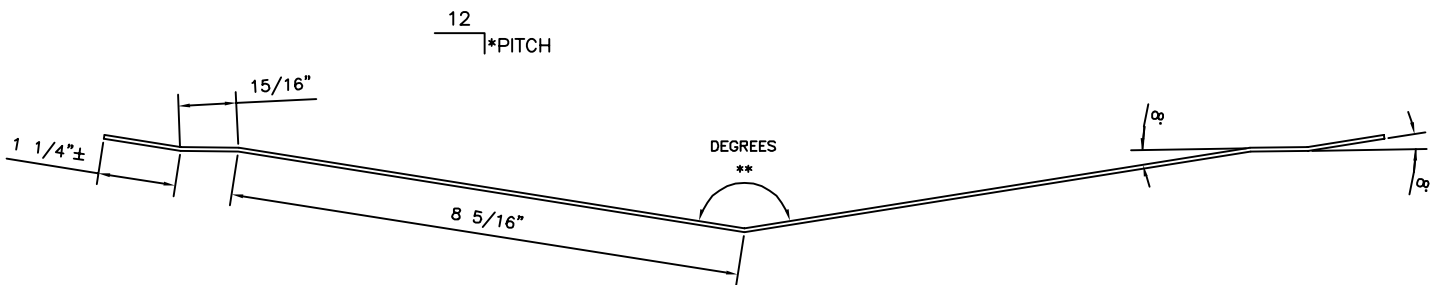
*PITCH	**DEGREES
1:12	173°
2:12	167°
3:12	160°
4:12	154°
5:12	147°
6:12	141°
7:12	135°
8:12	129°
9:12	123°
10:12	117°
11:12	111°
12:12	105°

## FLAT VALLEY PLATE

PANEL PROFILES  
ALL PANELS

12-3-18 rev.  
10-17-18 rev.  
2-27-15 rev.  
7-16-13 rev.  
12-22-04

MAT'L: 14 GA.  
GIRTH: 20 15/16" X 10'-0"  
BENDS: AS SPECIFIED



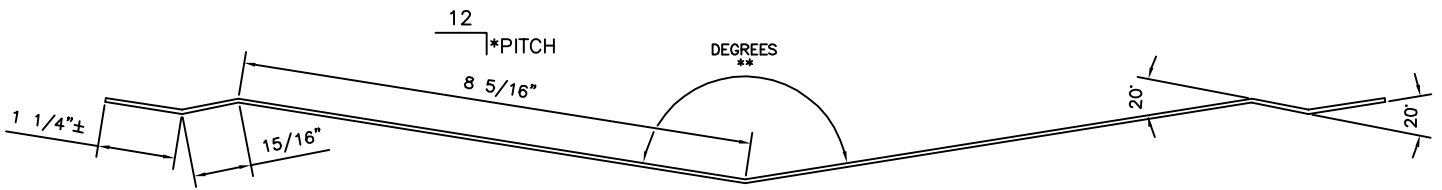
*PITCH	**DEGREES
1:12	173°
2:12	167°
3:12	160°
4:12	154°
5:12	147°
6:12	141°
7:12	135°
8:12	129°
9:12	123°
10:12	117°
11:12	111°
12:12	105°

## UTILITY VALLEY PLATE

PANEL PROFILES
MAXIMA 2"
MAXIMA 3"
MAXIMA ADV

12-3-18 rev.  
 10-17-18 rev.  
 2-27-15 rev.  
 7-16-13 rev.  
 12-22-04

MAT'L: 14 GA.  
 GIRTH: 20 15/16" X 10'-0"  
 BENDS: AS SPECIFIED



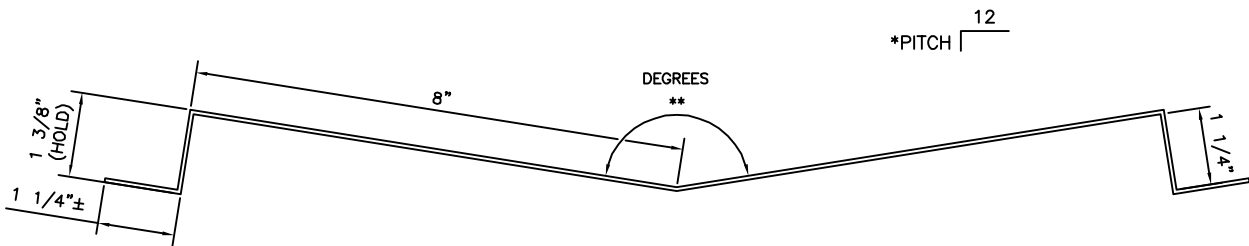
*PITCH	**DEGREES
1:12	173°
2:12	167°
3:12	160°
4:12	154°
5:12	147°
6:12	141°
7:12	135°
8:12	129°
9:12	123°
10:12	117°
11:12	111°
12:12	105°

## LOW VALLEY PLATE

PANEL PROFILES
MAXIMA 1.5"
MAXIMA 2"
MAXIMA 3"
MAXIMA ADV

12-3-18 rev.  
 10-17-18 rev.  
 2-27-15 rev.  
 7-16-13 rev.  
 12-22-04

MAT'L: 14 GA.  
 GIRTH: 20 15/16" X 10'-0"  
 BENDS: AS SPECIFIED



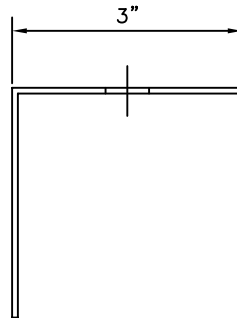
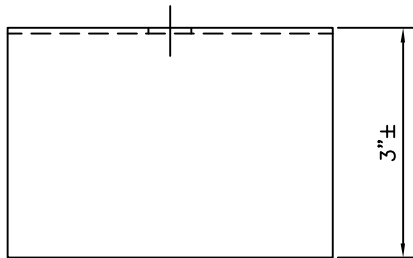
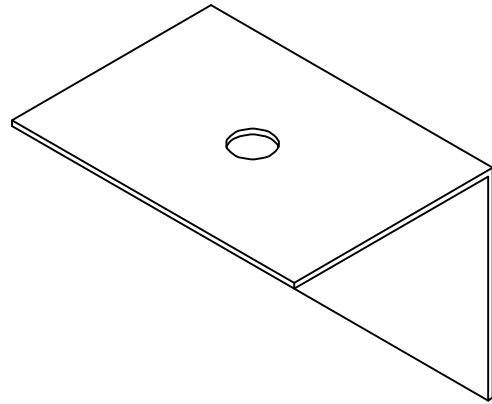
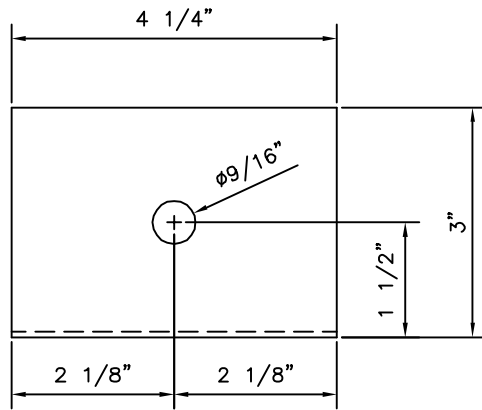
*PITCH	**DEGREES
1:12	173°
2:12	167°
3:12	160°
4:12	154°
5:12	147°
6:12	141°
7:12	135°
8:12	129°
9:12	123°
10:12	117°
11:12	111°
12:12	105°

## HIGH VALLEY PLATE

PANEL PROFILES
MAXIMA 2"
MAXIMA 3"
MAXIMA ADV

12-3-18 rev.  
 10-17-18 rev.  
 2-27-15 rev.  
 7-16-13 rev.  
 12-22-04

MAT'L: 14 GA.  
 GIRTH: 20 15/16" X 10'-0"  
 BENDS: 90°



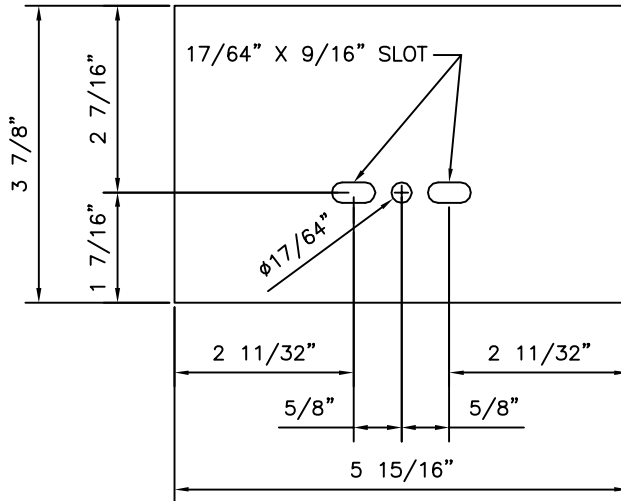
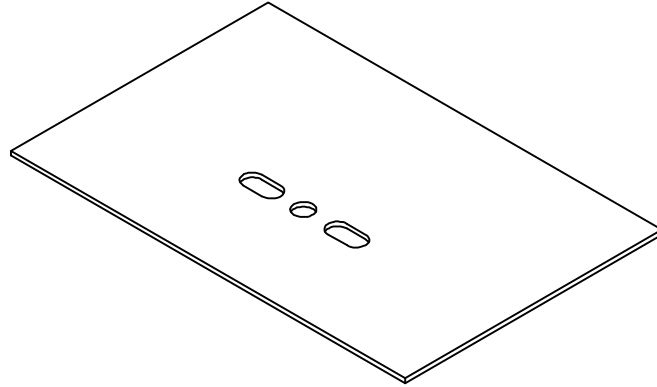
### BASE CLIP

(FOR RIB ROOF)

(CLIP #76835)

2-27-15 rev.  
7-16-13 rev.  
2-3-09

MAT'L: 14 GA.  
GIRTH: 5 15/16" X 4 1/4"  
BENDS: 90°

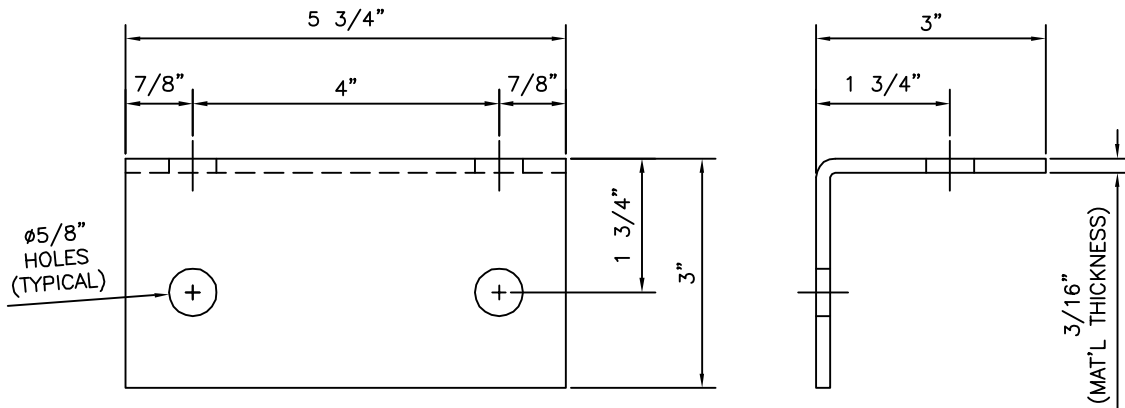
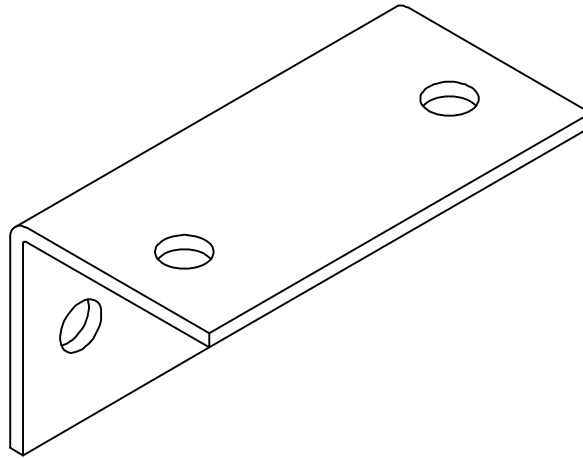


## BEARING PLATE

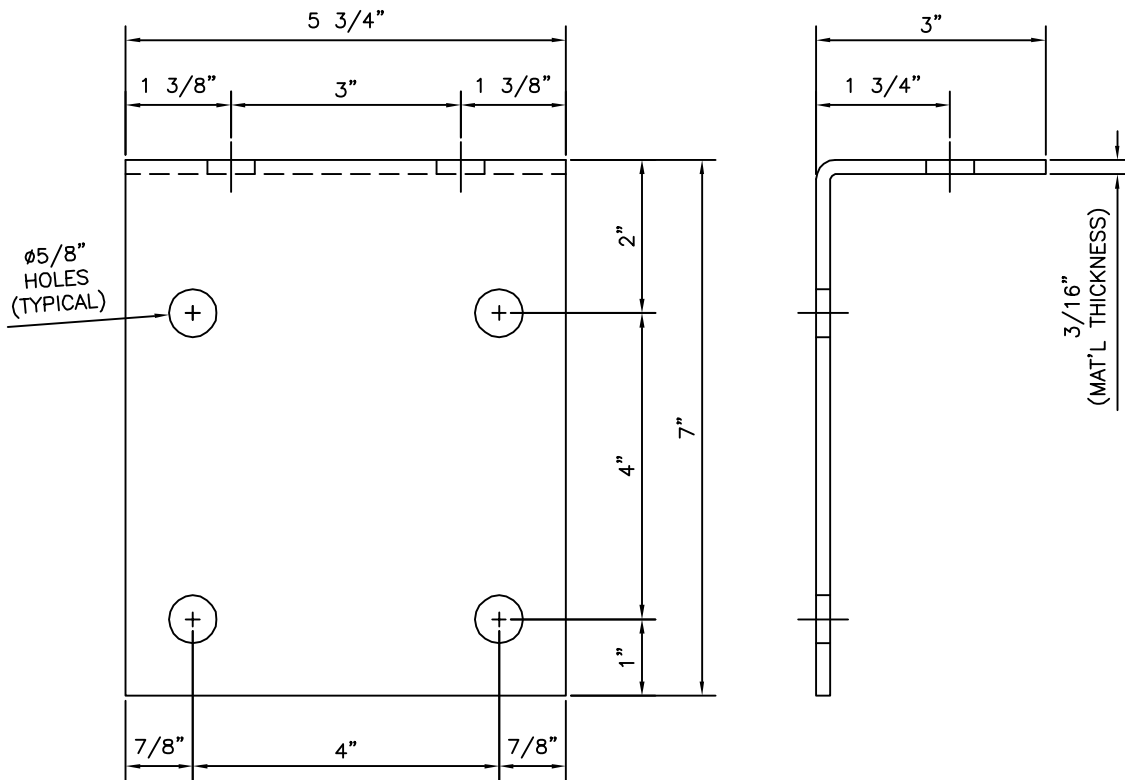
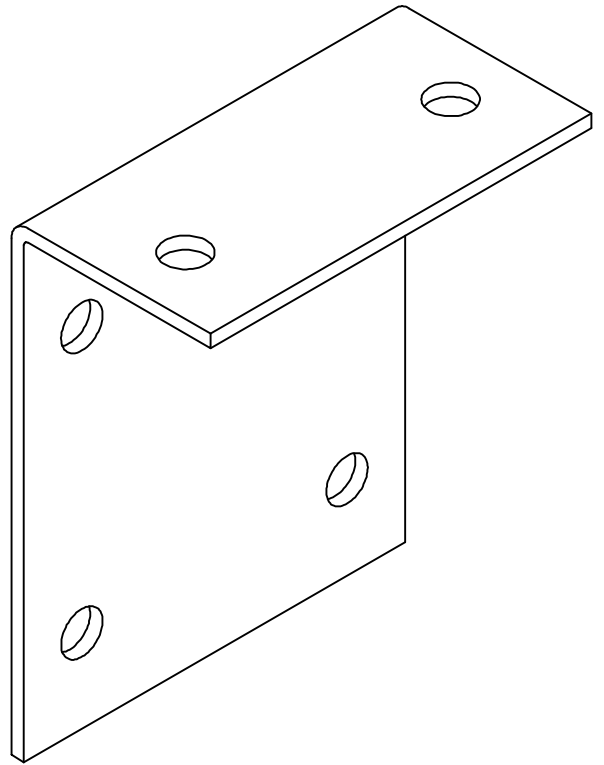
(WORKS WITH ALL PANELS THAT REQUIRE CLIPS)

2-27-15 rev.  
 7-16-13 rev.  
 8-24-09 rev.  
 1-16-02

MAT'L: 16 GA.  
 GIRTH:  $5 \frac{15}{16}$ " X  $3 \frac{7}{8}$ "  
 BENDS: NONE

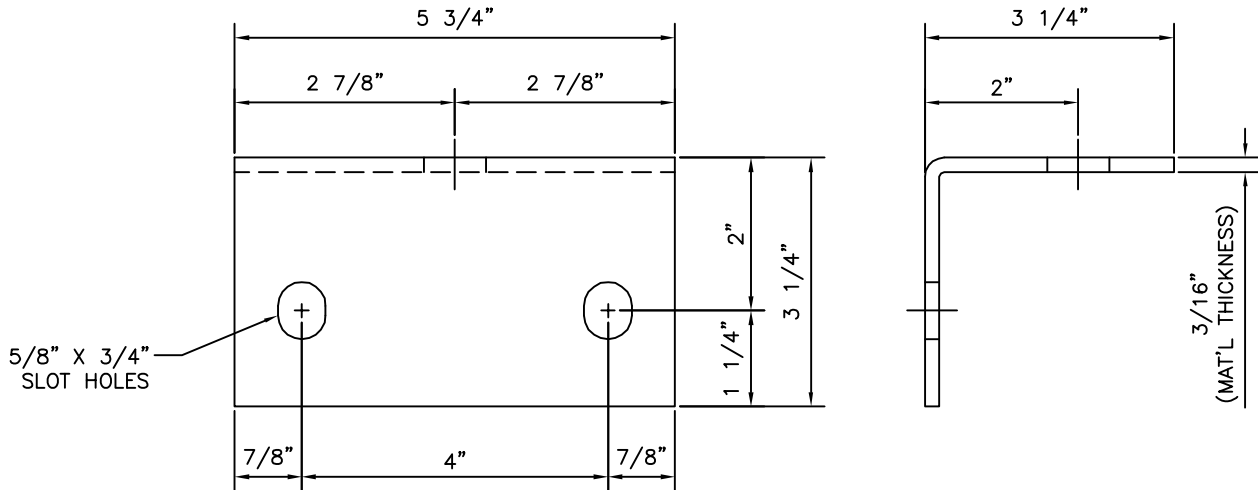
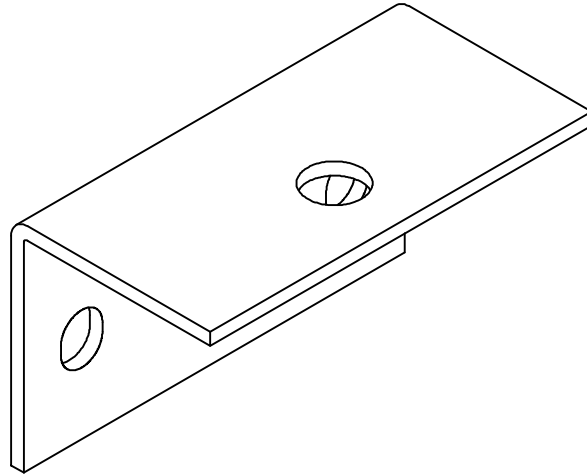


**3" X 3" X 5 3/4" CLIP**  
(ITEM# 76800)

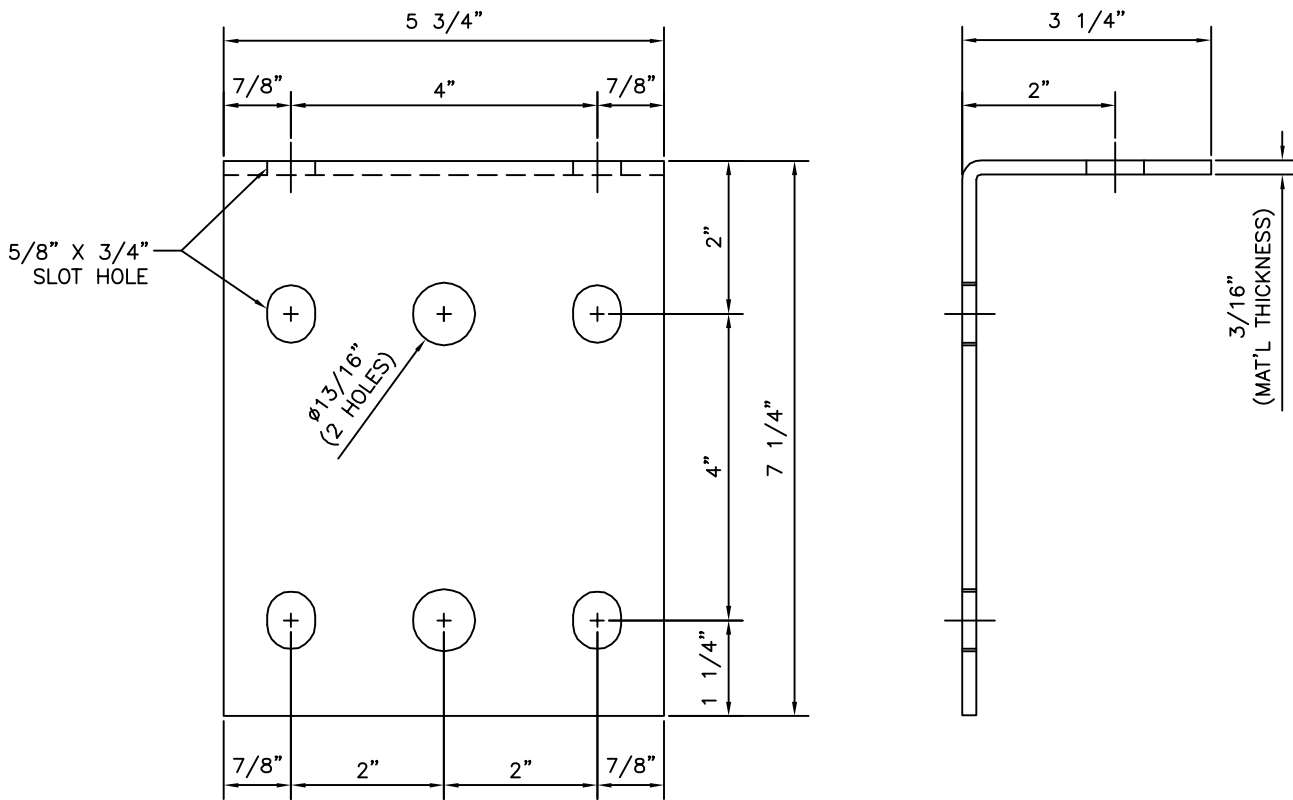
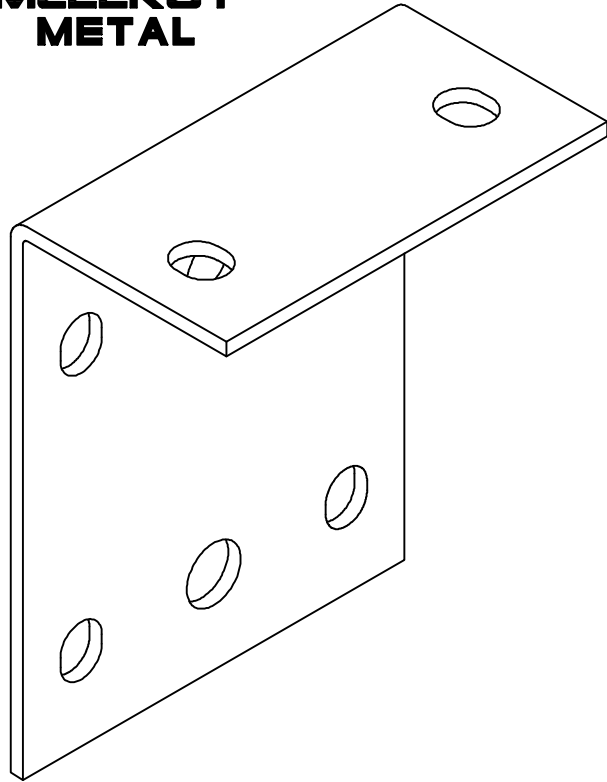


### 3" X 7" X 5 3/4" CLIP

(ITEM# 76810)

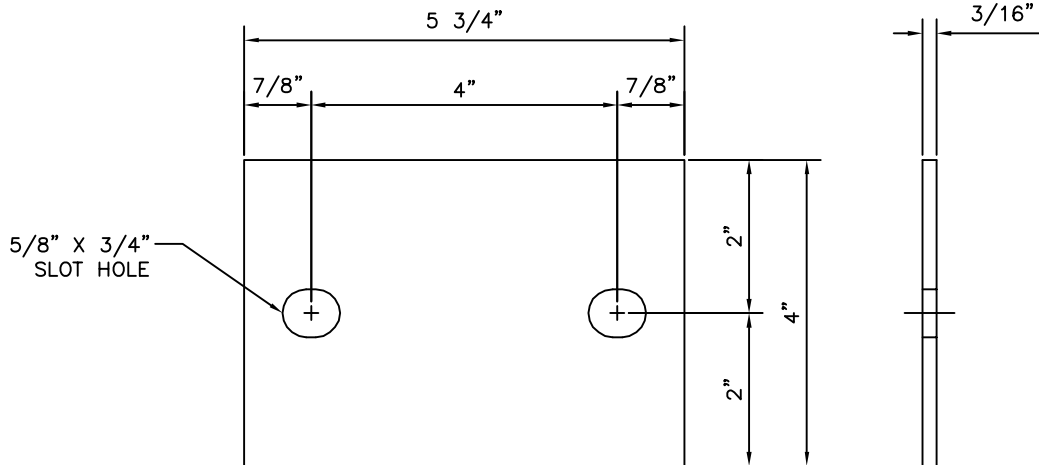
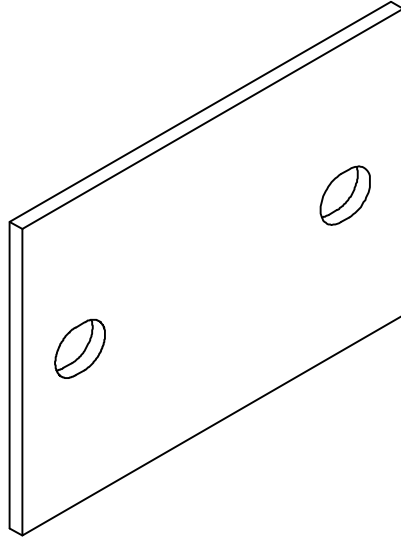


**3 1/4" X 3 1/4" X 5 3/4" CLIP**  
(ITEM# 76820)



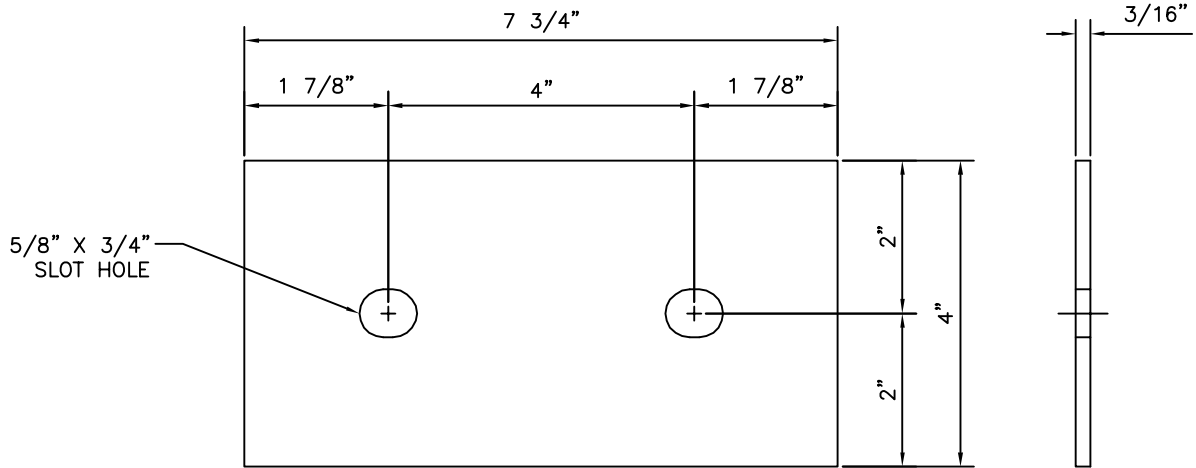
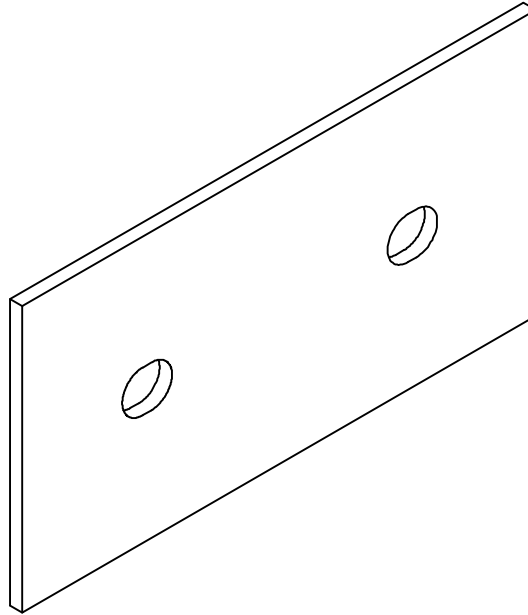
**3 1/4" X 7 1/4" X 5 3/4" CLIP**  
(ITEM# 76830)

MAT'L: 3/16"  
GIRTH: 5 3/4" X 10 1/2"  
BENDS: 90°



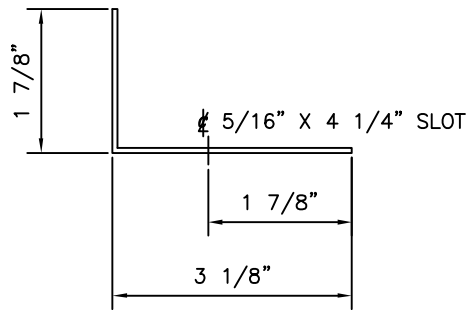
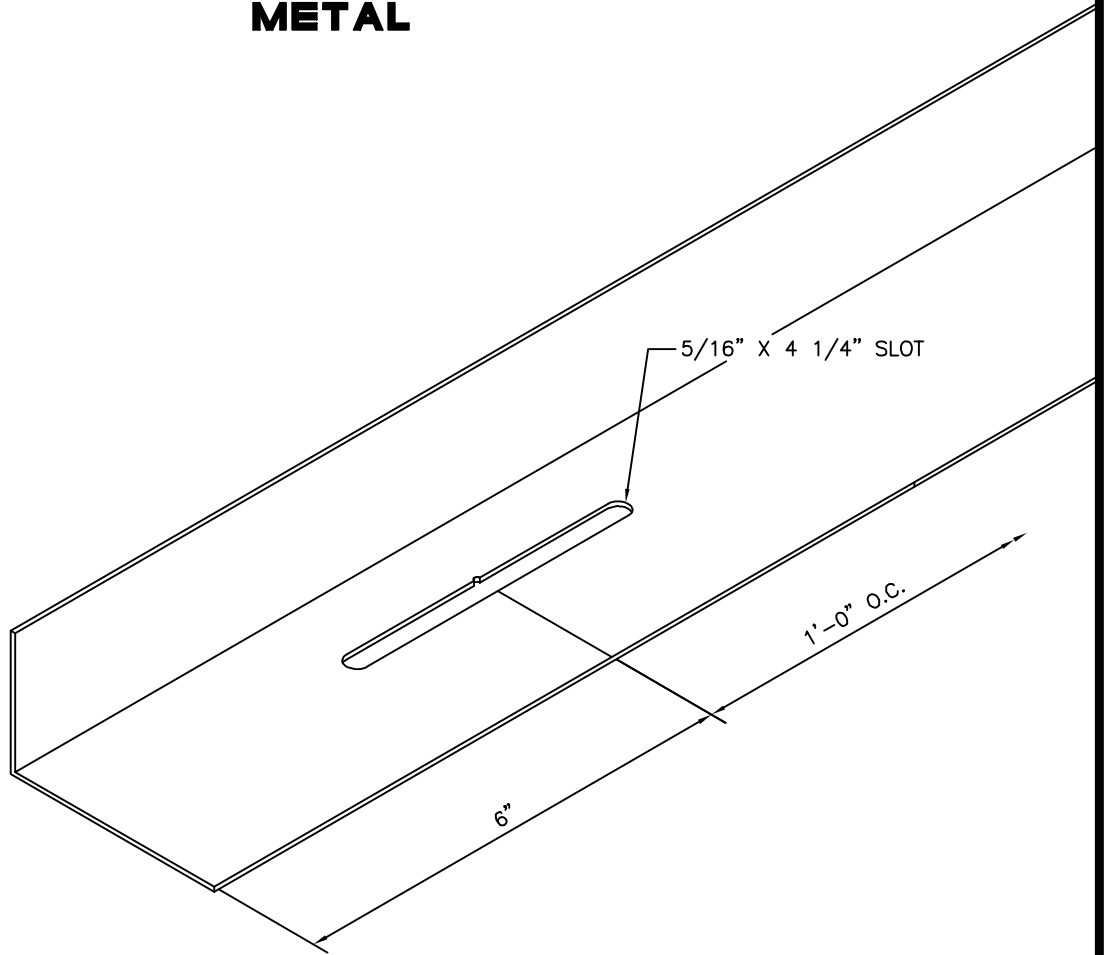
**5 3/4" X 3/16" PLATE**

(ITEM# 76840)



**7 3/4" X 3/16" PLATE**

(ITEM# 76850)



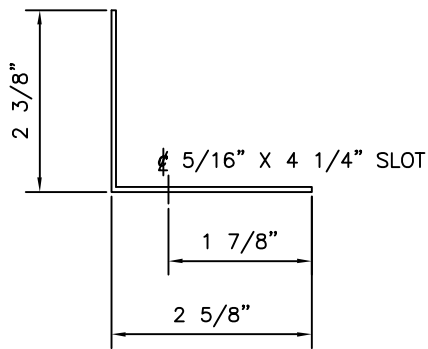
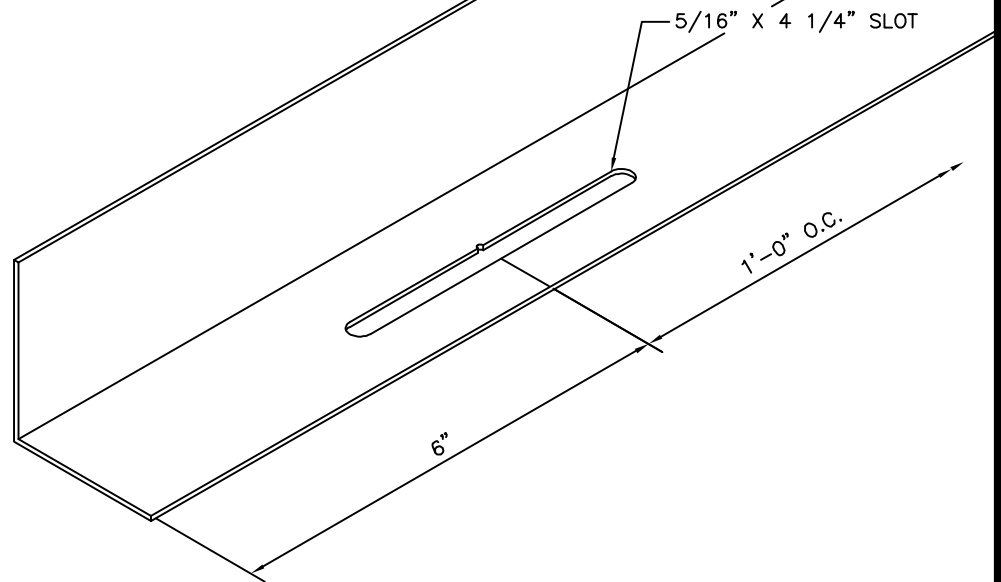
# LOW FLOATING RAKE SUPPORT ANGLE

(FOR USE WITH MAXIMA 1.5" PANELS)

PANEL PROFILES  
MAXIMA 1.5"

2-27-15 rev.  
7-16-13 rev.  
3-26-13

MAT'L: 16 GA. (MIN.)  
GIRTH: 4 15/16" X 10'-0"  
BENDS: 90°



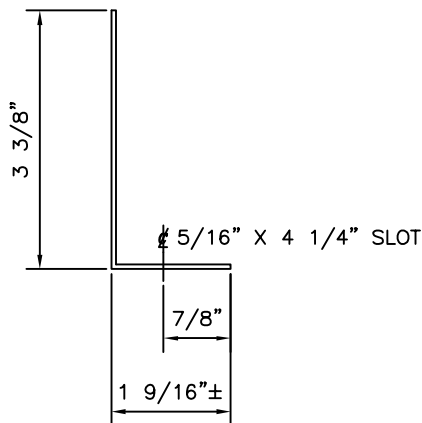
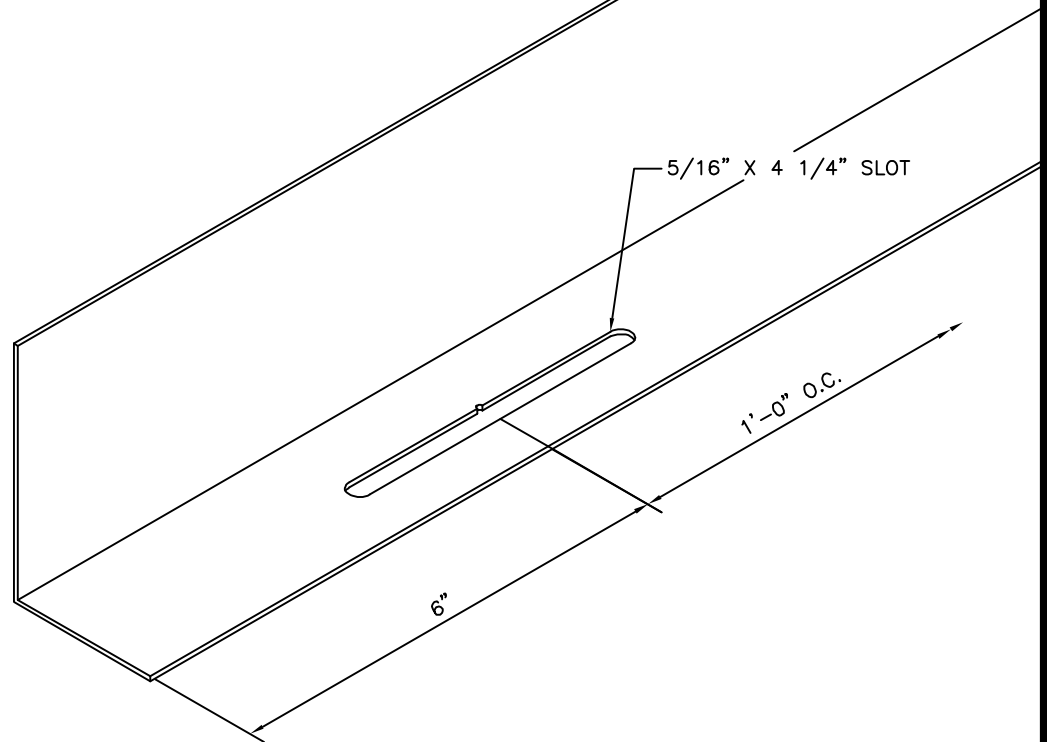
## LOW FLOATING RAKE SUPPORT ANGLE

(FOR USE WITH MAXIMA 2" AND MAXIMA ADV PANELS)

PANEL PROFILES
MAXIMA 2"
MAXIMA ADV

2-27-15 rev.  
5-21-13 rev.  
3-26-13

MAT'L: 16 GA. (MIN.)  
GIRTH: 4 15/16" X 10'-0"  
BENDS: 90°



## HIGH FLOATING RAKE SUPPORT ANGLE

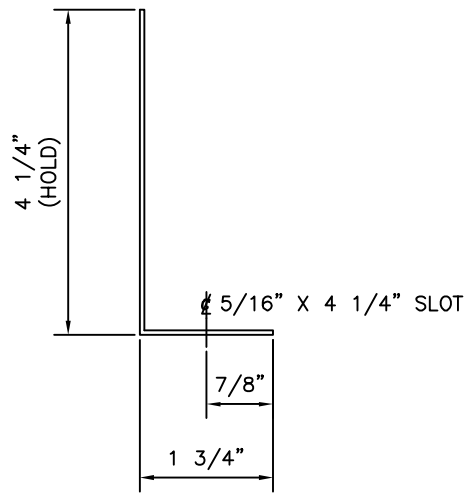
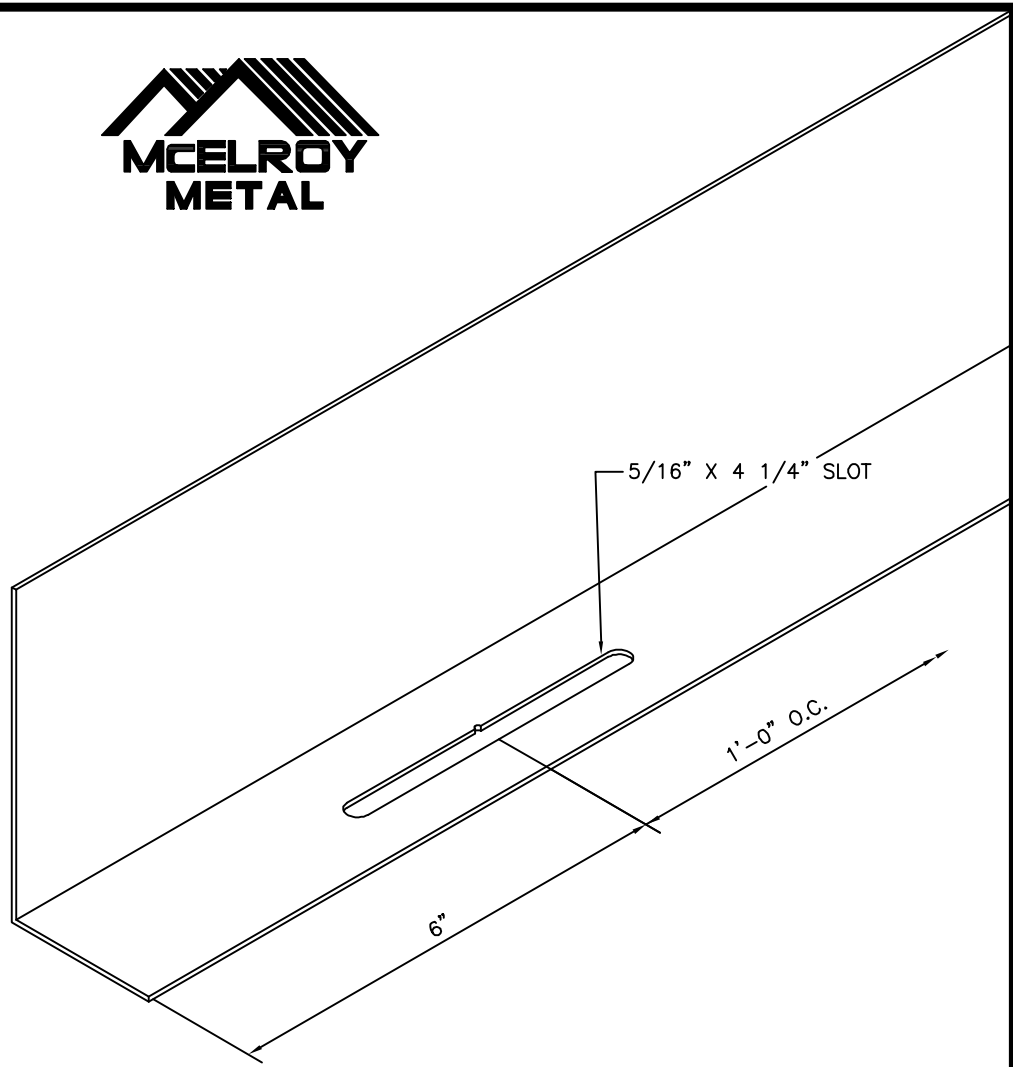
(FOR USE WITH MAXIMA 2" AND MAXIMA ADV HIGH FLOATING PANELS)

(FOR USE WITH MAXIMA 3" LOW FLOATING PANELS)

PANEL PROFILES
MAXIMA 2"
MAXIMA 3"
MAXIMA ADV

2-27-15 rev.  
7-16-13 rev.  
3-26-13

MAT'L: 16 GA. (MIN.)  
GIRTH: 4 15/16" X 10'-0"  
BENDS: 90°



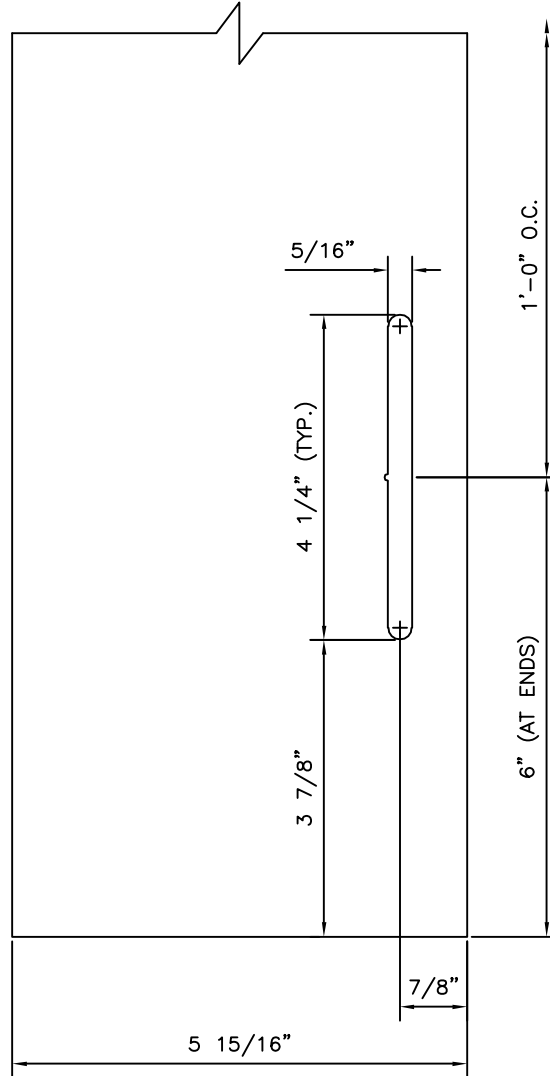
## HIGH FLOATING RAKE SUPPORT

(FOR USE WITH: MASTERLOK-90, MASTERLOK-FS and MAXIMA 3" PANELS)

PANEL PROFILES
MASTERLOK-90
MASTERLOK-FS
MAXIMA 3"

2-27-15 rev.  
 7-16-13 rev.  
 3-26-13

MAT'L: 16 GA. (MIN.)  
 GIRTH: 5 15/16" X 10'-0"  
 BENDS: 90°

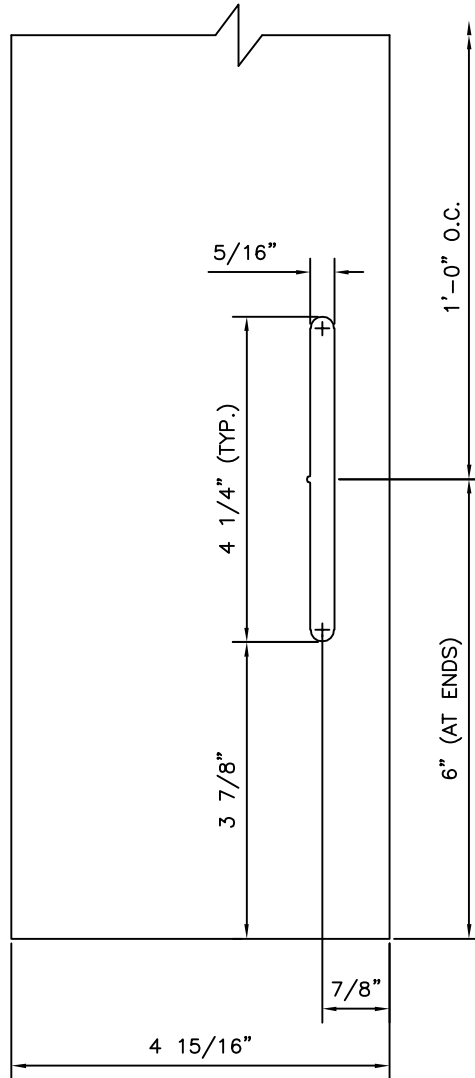


## SLOT @ $7/8"$ - $5 \frac{15}{16}"$ X $10'-0"$ SLOTTED FLAT

(ORDER FROM ASHBURN PLANT)

1-8-19 rev.  
2-27-15 rev.  
7-16-13 rev.  
5-23-07 rev.  
12-22-04

MAT'L: 16 GA. (MIN.)  
GIRTH:  $5 \frac{15}{16}"$  X  $10'-0"$   
BENDS: 90°

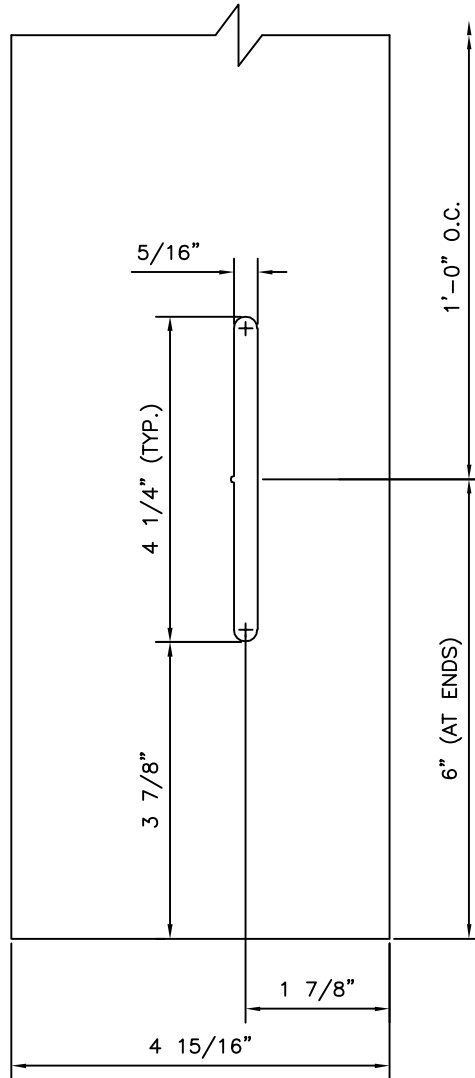


SLOT @  $\frac{7}{8}$ " -  $4 \frac{15}{16}$ " X 10'-0" SLOTTED FLAT

(ORDER FROM ASHBURN PLANT)

1-8-19 rev.  
2-27-15 rev.  
7-16-13 rev.  
5-25-07 rev.  
12-22-04

MAT'L: 16 GA. (MIN.)  
GIRTH:  $4 \frac{15}{16}$ " X 10'-0"  
BENDS: NONE

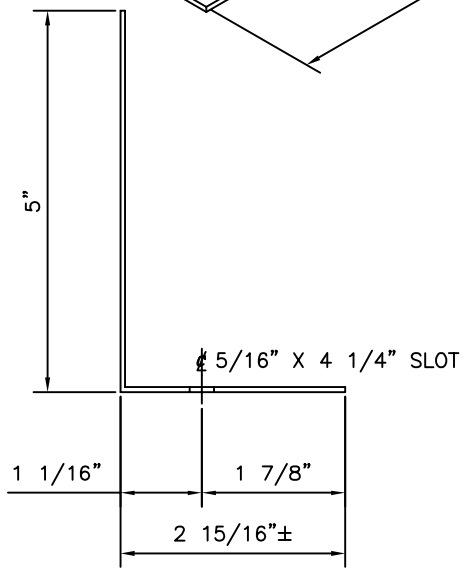
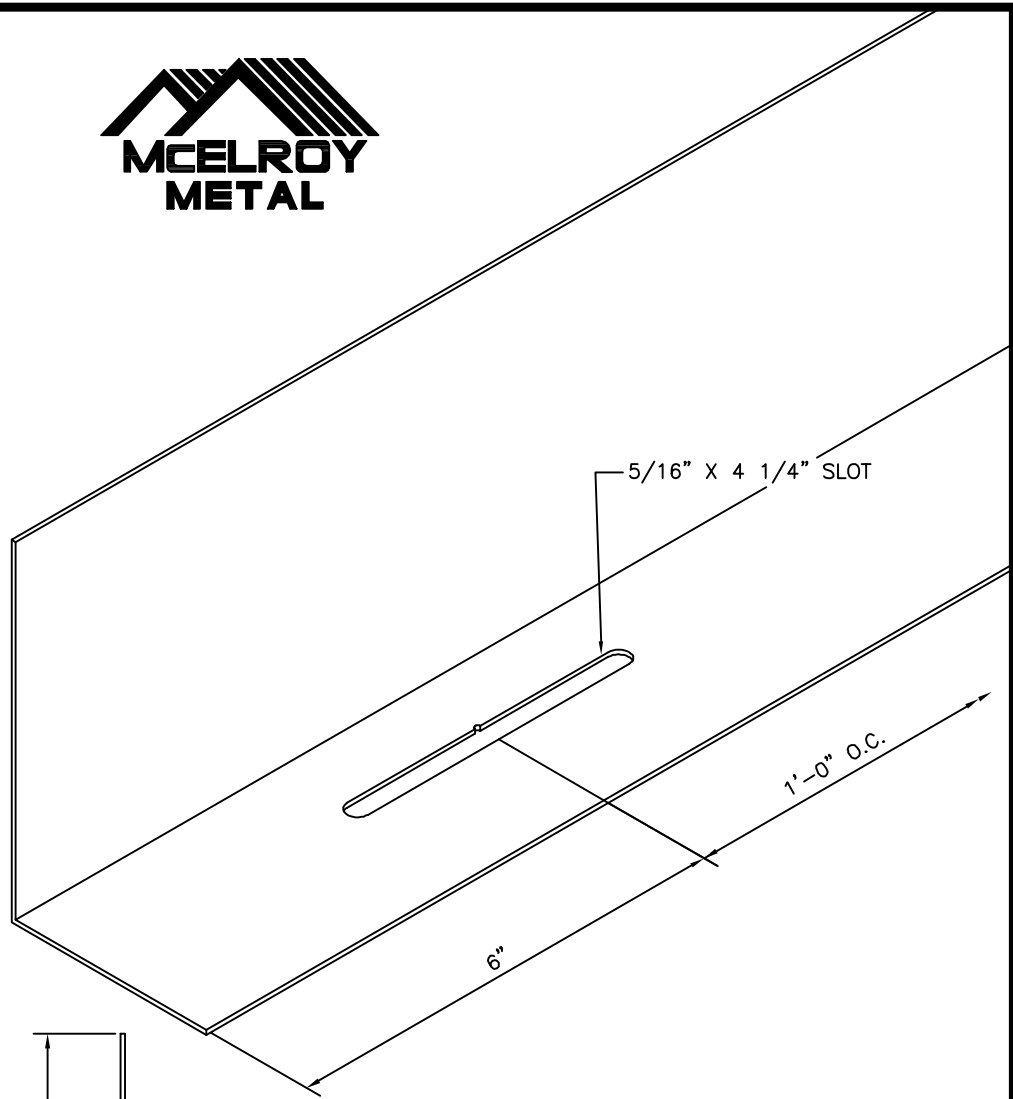


**SLOT @ 1 7/8" - 4 15/16" X 10'-0" SLOTTED FLAT**

(ORDER FROM ASHBURN PLANT)

1-8-19 rev.  
2-27-15

MAT'L: 16 GA. (MIN.)  
GIRTH: 4 15/16" X 10'-0"  
BENDS: NONE

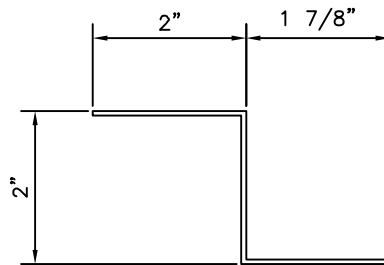



# TALL FLOATING RAKE SUPPORT ANGLE

(FOR USE WITH: MASTERLOK-FS 5" CLIPS)

PANEL PROFILES  
MASTERLOK-FS

MAT'L: 16 GA. (MIN.)  
GIRTH: 7 15/16" X 10'-0"  
BENDS: 90°

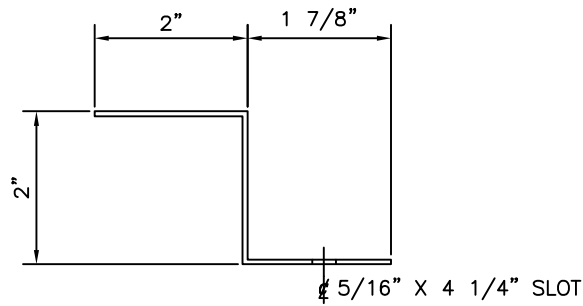
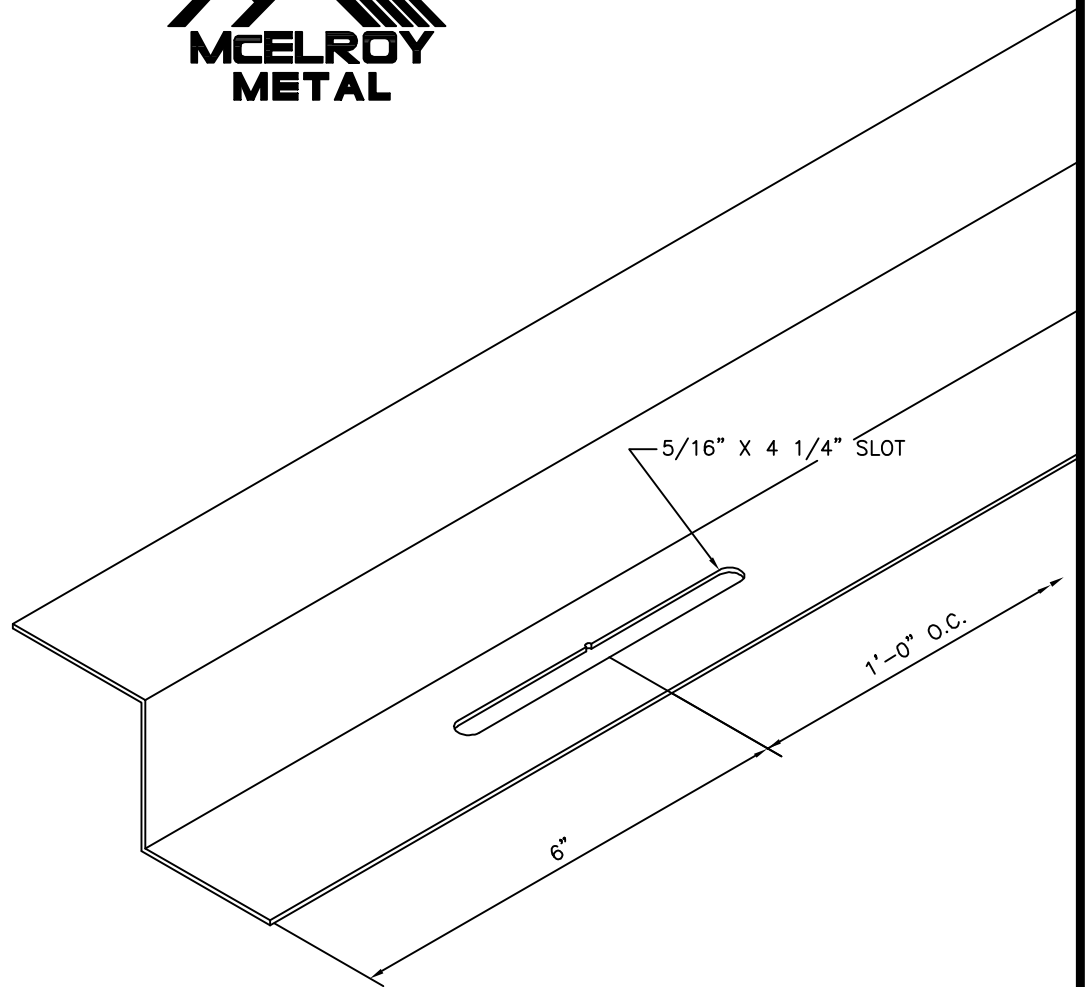


## TALL EAVE PLATE

(FOR USE WITH: MASTERLOK-FS 5" CLIPS)

PANEL PROFILES  
MASTERLOK-FS

MAT'L: 16 GA. (MIN.)  
GIRTH: 5 15/16" X 10'-0"  
BENDS: 90°

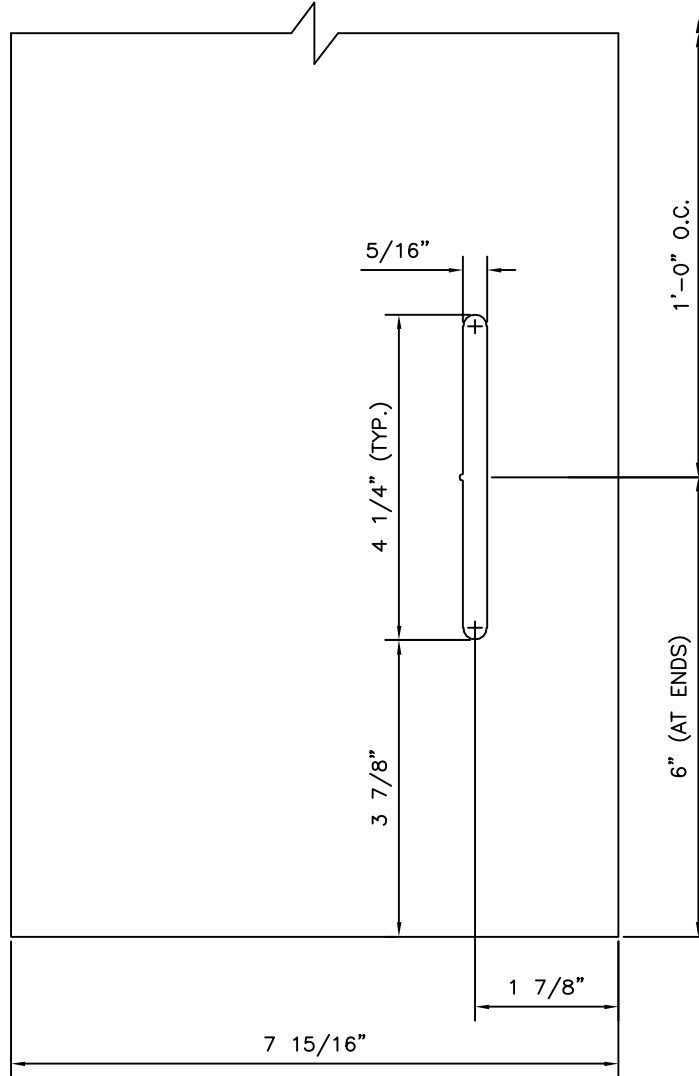


## TALL FLOATING RAKE PLATE

(FOR USE WITH: MASTERLOK-FS 5" CLIPS)

PANEL PROFILES  
MASTERLOK-FS

MAT'L: 16 GA. (MIN.)  
GIRTH: 5 15/16" X 10'-0"  
BENDS: 90°

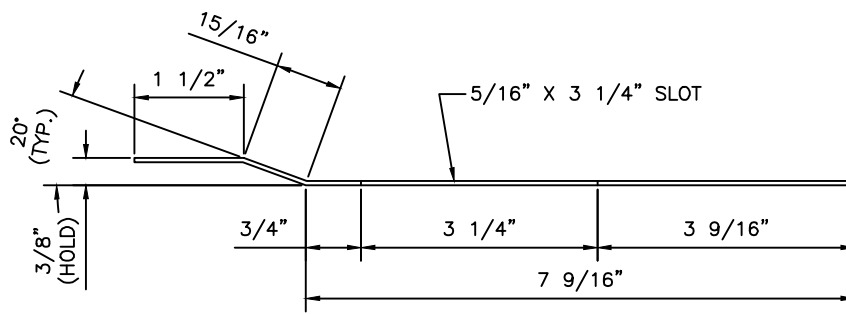
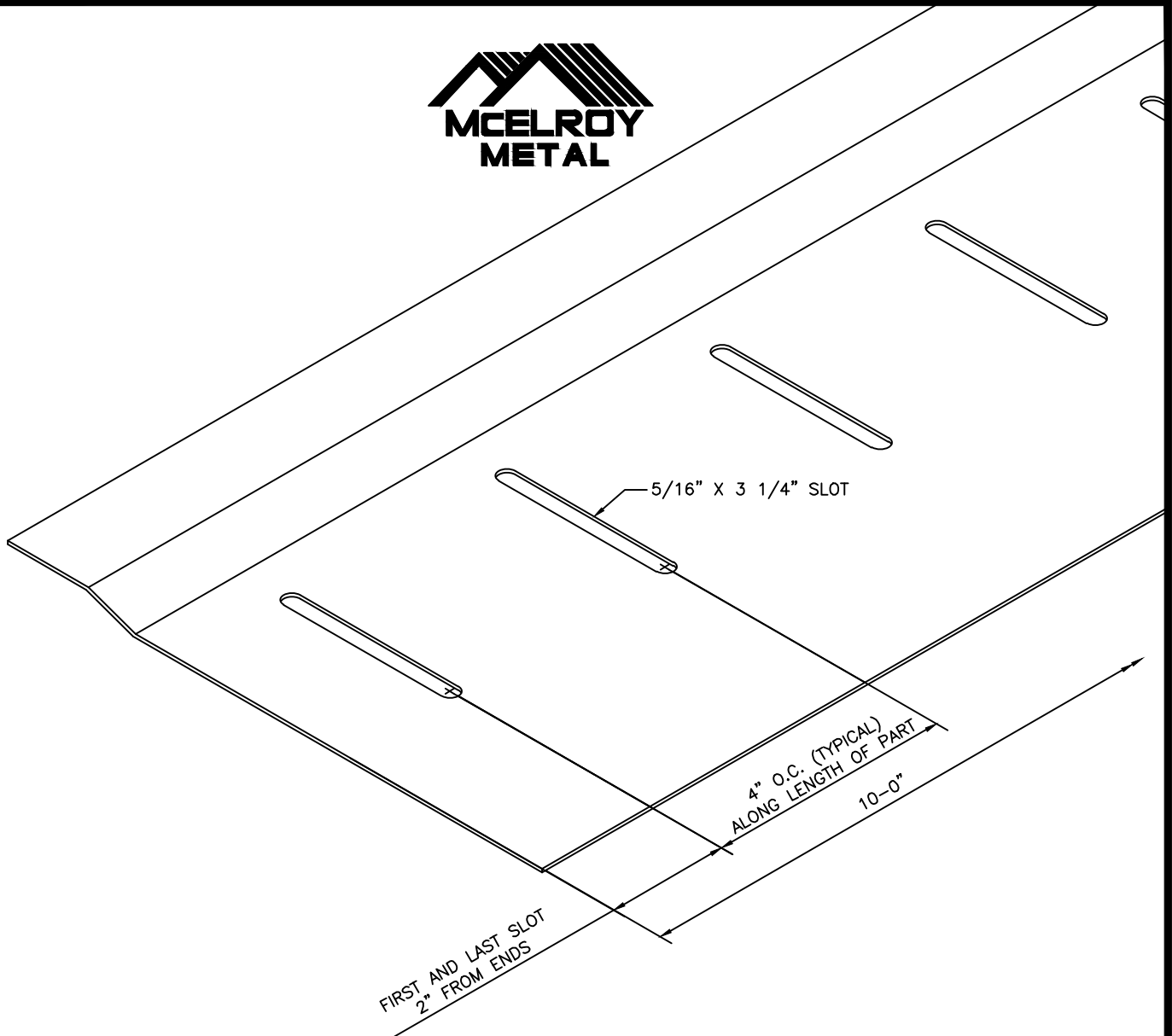


**SLOT @  $1 \frac{7}{8}$ " -  $7 \frac{15}{16}$ " X  $10'-0"$  SLOTTED FLAT**

(ORDER FROM ASHBURN PLANT)

1-8-19 rev.  
10-27-15

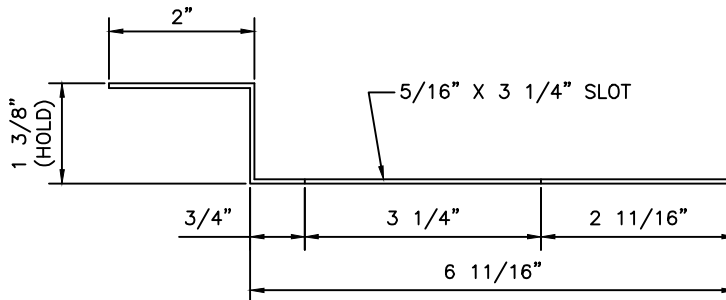
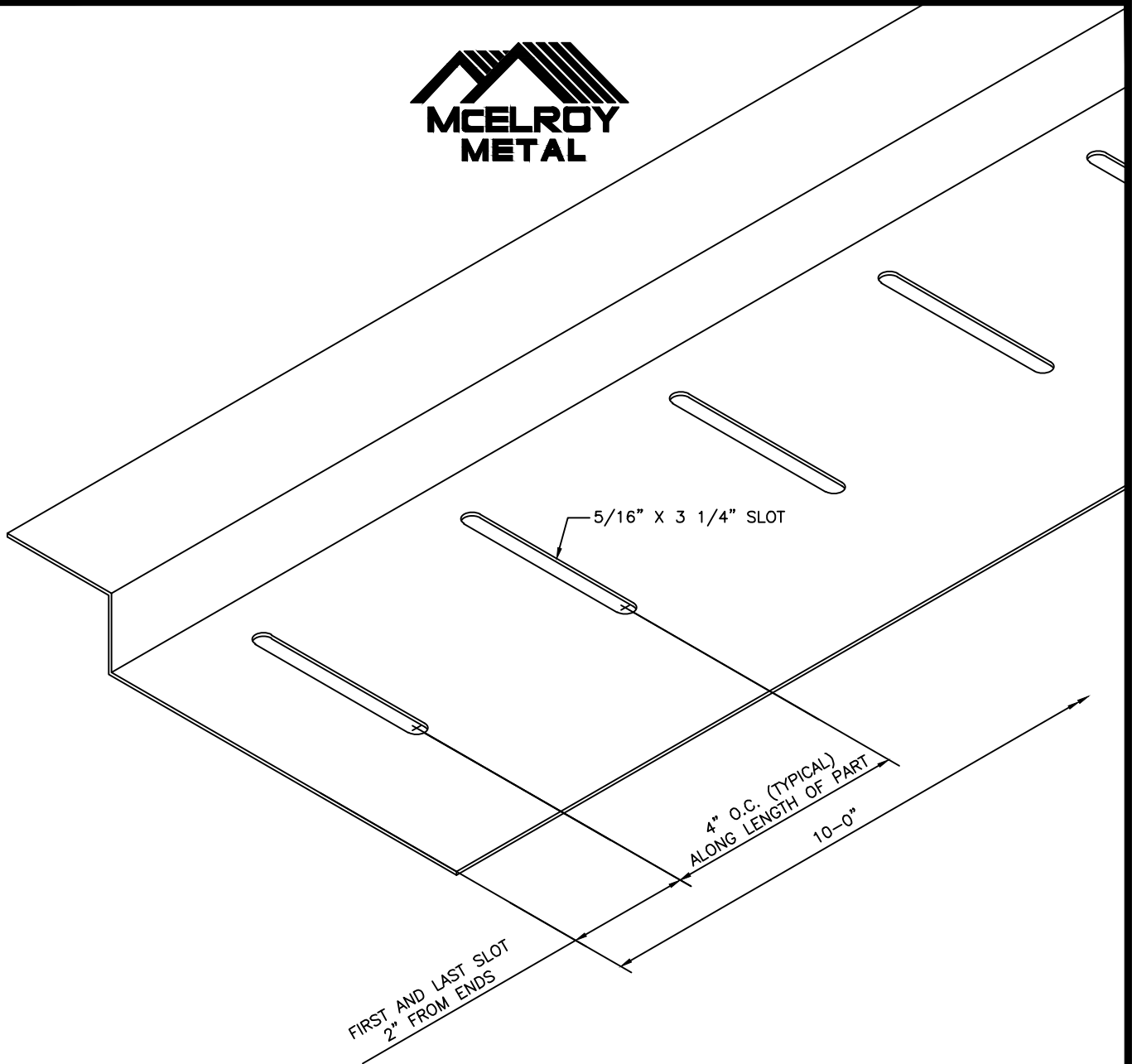
MAT'L: 16 GA. (MIN.)  
GIRTH:  $7 \frac{15}{16}$ " X  $10'-0"$   
BENDS: NONE



### LOW FLOATING EAVE PLATE

PANEL PROFILES
MAXIMA 1.5"
MAXIMA 2"
MAXIMA 3"
MAXIMA ADV
MASTERLOK-90
MASTERLOK-FS

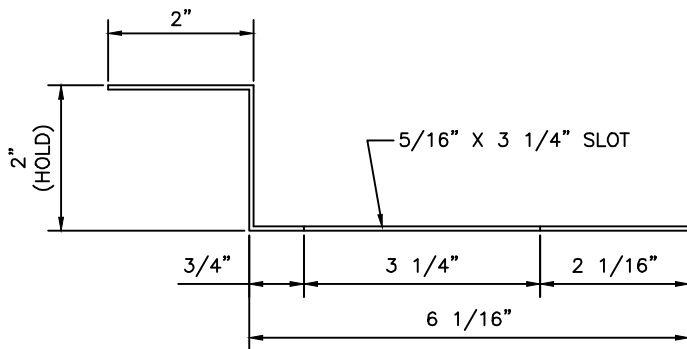
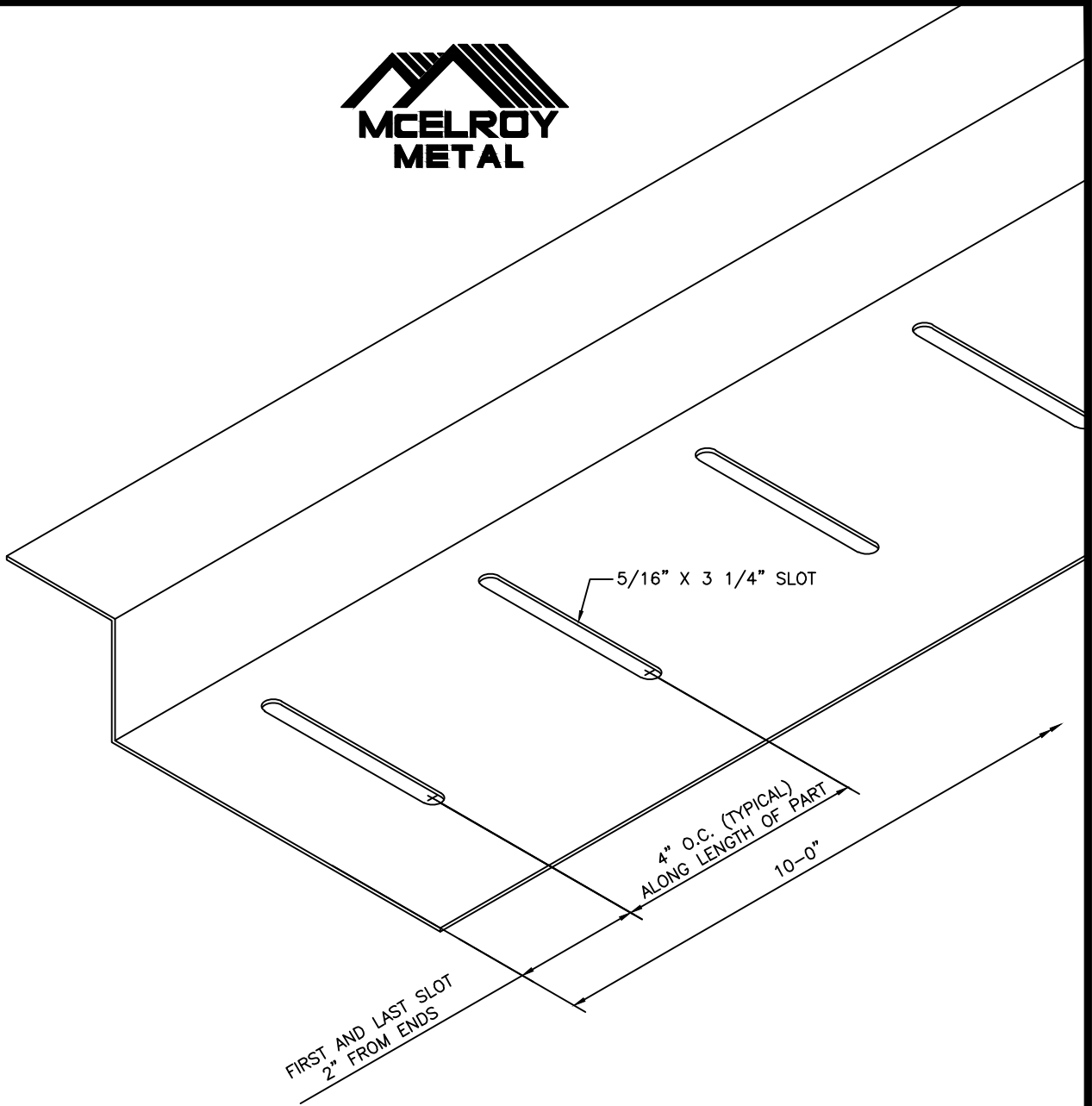
MAT'L: 16 GA. (MIN.)  
 GIRTH: 9 15/16" X 10'-0"  
 BENDS: AS SPECIFIED



PANEL PROFILES
MAXIMA 2"
MAXIMA 3"
MAXIMA ADV
MASTERLOK-90
MASTERLOK-FS

### HIGH FLOATING EAVE PLATE

MAT'L: 16 GA. (MIN.)  
 GIRTH: 9 15/16" X 10'-0"  
 BENDS: 90°



# TALL FLOATING EAVE PLATE

PANEL PROFILES  
MASTERLOK-FS

MAT'L: 16 GA. (MIN.)  
GIRTH: 9 15/16" X 10'-0"  
BENDS: 90°