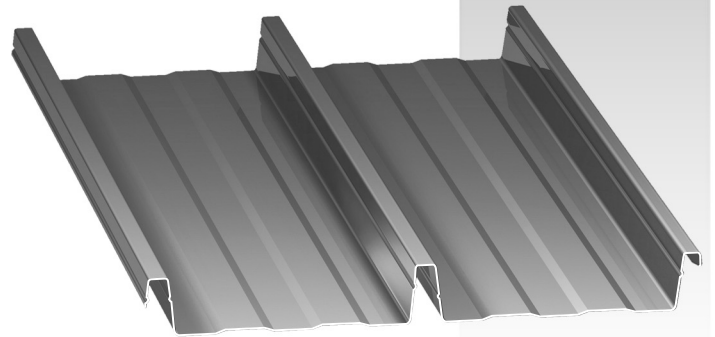




MIRAGE II



Panel/Trim /Accessories

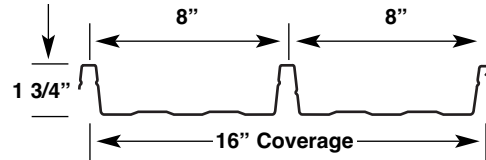


MIRAGE II



Mirage II

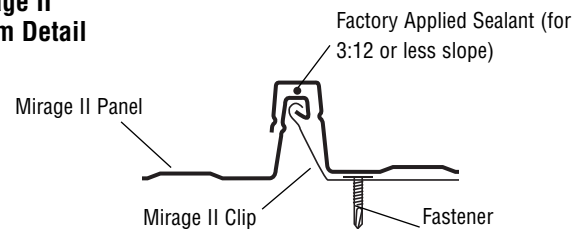
Mirage II Panel



Mirage II Test Data. Section Properties or Load Tables

For any available Testing Data, Section Properties, or Load Tables, please visit www.mcelroymetal.com. For all other additional information, please contact the **McElroy Engineering Department** at **1-800-950-9082**.

Mirage II Seam Detail



Details:

- Minimum Slope: 1/4:12
- Factory applied sealant is required in seam (side laps) at less than 3:12 slope
- Can be installed over solid deck or open framing
- Mirage II is produced in Adelanto, CA and Ashburn, GA

Panel Options:

- Panel width: 16"
- Panel configurations: ribbed
- Coating:
 - Kynar 500® (PVDF)
- Substrate:
 - Standard 24 GA Galvalume®

Notes:

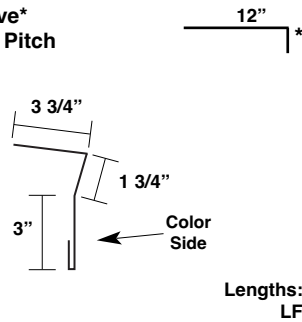
- Oil canning is a natural occurrence in metal panels and is not cause for panel rejection.
- Please contact a McElroy representative for specific pricing, lead times, special colors or gauges that may not be on a McElroy Metal color chart.
- Contents in this manual are subject to change without notice. To confirm this book is the most current copy, please visit McElroy's website at www.mcelroymetal.com.

MIRAGE II

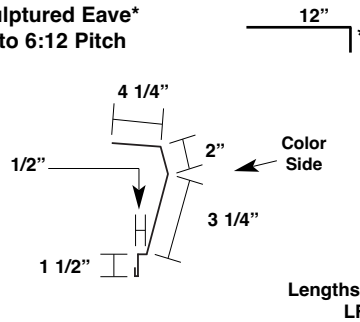
TRIM

26 GA

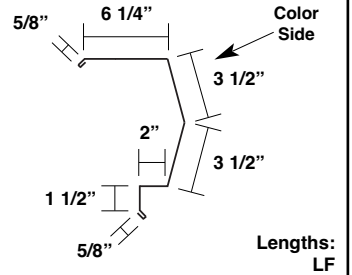
Simple Eave*
Up to 6:12 Pitch



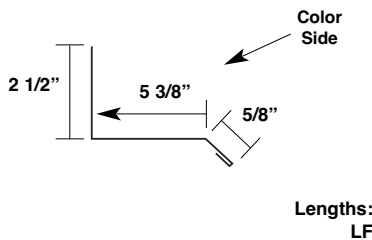
Sculptured Eave*
Up to 6:12 Pitch



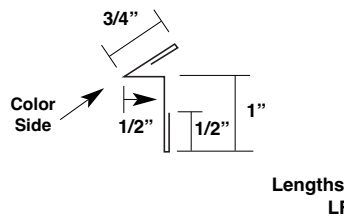
Rake Trim



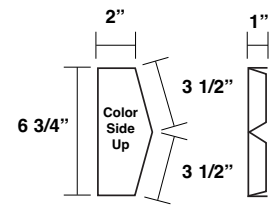
Rake Tie-In



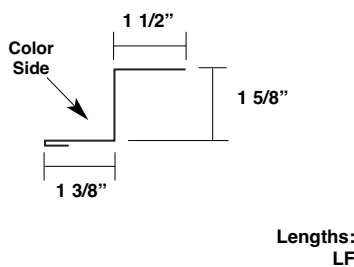
Rake Slide



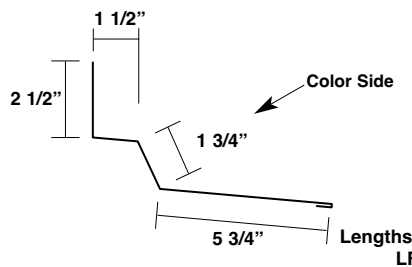
Rake Closure



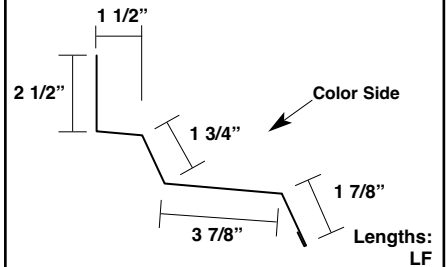
Zee Closure



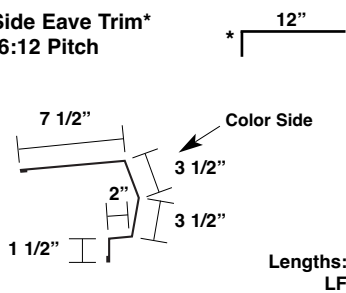
Floating High Side
Tie-In Trim*
Up to 6:12 Pitch



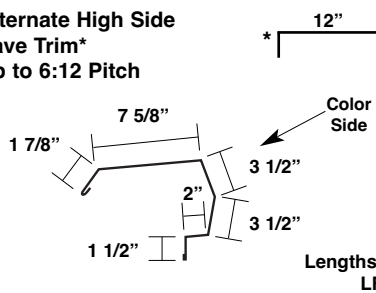
Alternate High Side
Tie-In Trim*
Up to 6:12 Pitch



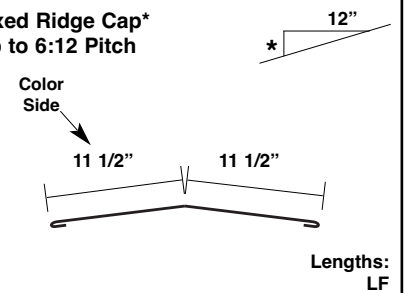
High Side Eave Trim*
Up to 6:12 Pitch



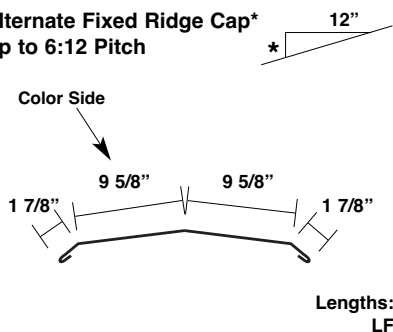
Alternate High Side
Eave Trim*
Up to 6:12 Pitch



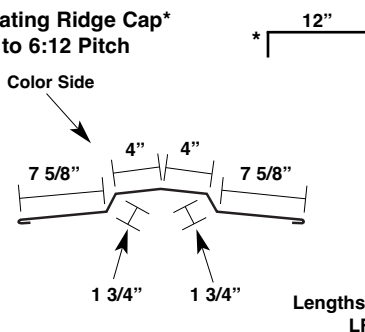
Fixed Ridge Cap*
Up to 6:12 Pitch



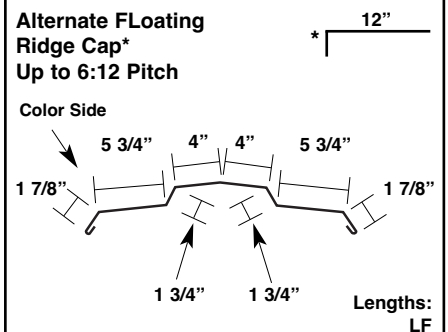
Alternate Fixed Ridge Cap*
Up to 6:12 Pitch



Floating Ridge Cap*
Up to 6:12 Pitch



Alternate Floating
Ridge Cap*
Up to 6:12 Pitch



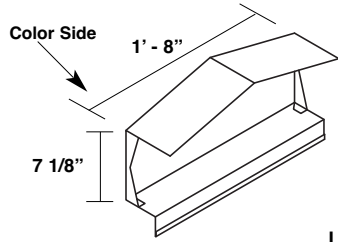
*specify roof pitch

(H) Indicates an open hem - All other hems are closed.

MIRAGE II

TRIM

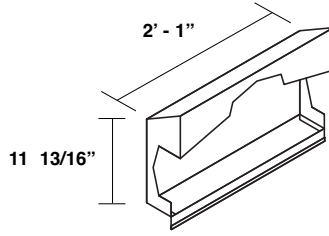
Fixed Peak Box For 3:12
(Additional Roof Pitch Available - 1:12 to 6:12)



24 GA

Lengths:
1' - 8"

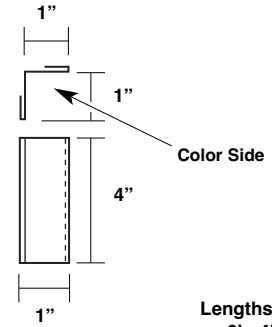
Floating Peak Box For 3:12
(Additional Roof Pitch Available - 1:12 to 6:12)



24 GA

Lengths:
2' - 1"

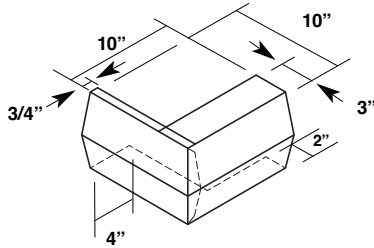
Cinch Angle



26 GA

Lengths:
0' - 4"

****Outside Corner Box for Standard Gutter Up to 3:12 Pitch**

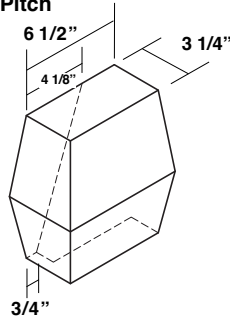


26 GA

(Right Hand Shown Left Hand Opposite)

**Snow guards required to prevent damage caused by sliding snow.

****Gutter Corner Box for Sculptured Eave Up to 6:12 Pitch**

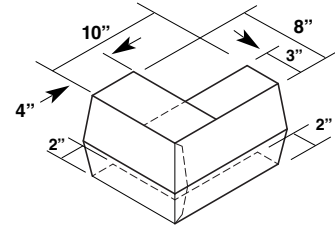


26 GA

(Right Hand Shown Left Hand Opposite)

**Snow guards required to prevent damage caused by sliding snow.

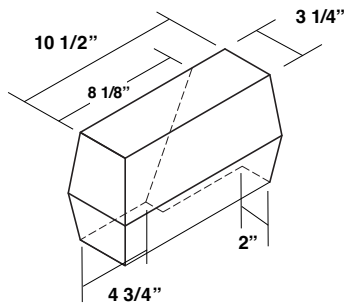
High Side Corner Box



26 GA

(Right Hand Shown Left Hand Opposite)

****Outside Corner Box for Standard Gutter Above 3:12 to 6:12 Pitch**

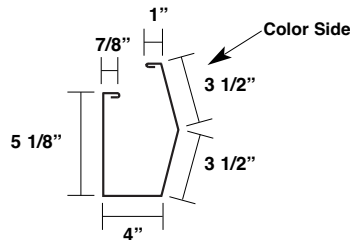


26 GA

(Right Hand Shown Left Hand Opposite)

**Snow guards required to prevent damage caused by sliding snow.

****Gutter Up to 3:12 Pitch**

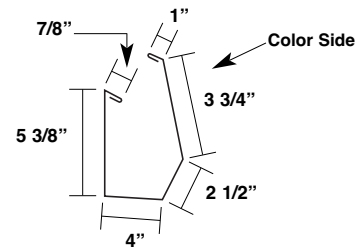


26 GA

**Snow guards required to prevent damage caused by sliding snow.

Lengths:
LF

****Gutter Above 3:12 to 6:12 Pitch**

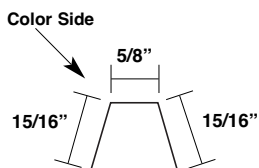


26 GA

**Snow guards required to prevent damage caused by sliding snow.

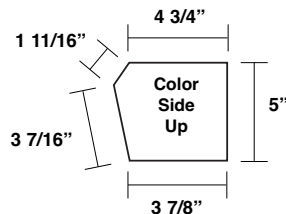
Lengths:
LF

Gutter Strap



26 GA

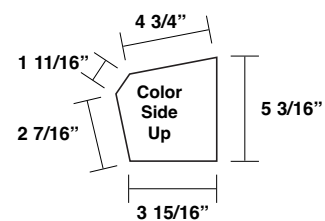
Gutter End Cap Up to 3:12 Pitch



26 GA

(Right Hand Shown Left Hand Opposite)

Gutter End Cap Above 3:12 to 6:12 Pitch



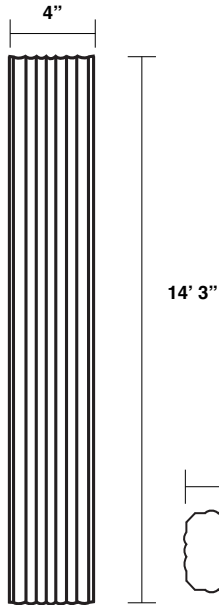
26 GA

(Right Hand Shown Left Hand Opposite)

MIRAGE II

TRIM

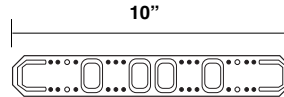
Downspout BBPPS



Only available in 26 Ga.

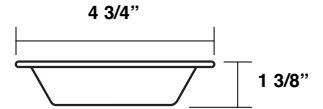
Lengths:
14' - 3"

Downspout Strap BBPDSS

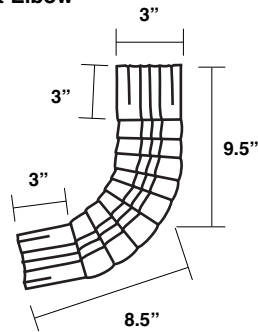


Only available in 26 Ga.

Aluminum Downspout Outlet Box BBPOUT

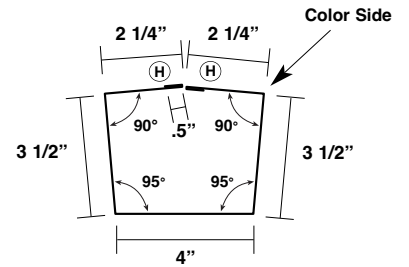


3" x 4" Downspout Elbow A-Style BBPELA



Only available in 26 Ga.

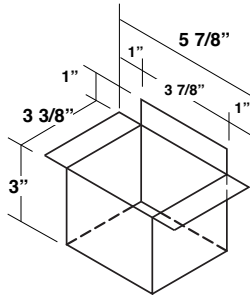
Lock-Seam Downspout



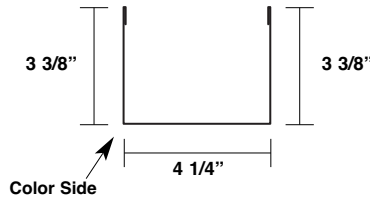
24 GA
(Ashburn, GA)

Lengths:
LF

Lock-Seam Downspout Outlet - Standard



Lock-Seam Downspout Strap



Notes:

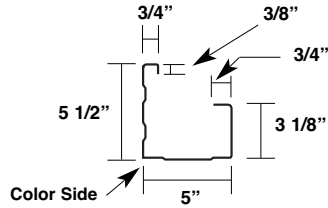
*specify roof pitch

(H) Indicates an open hem - All other hems are closed.

MIRAGE II

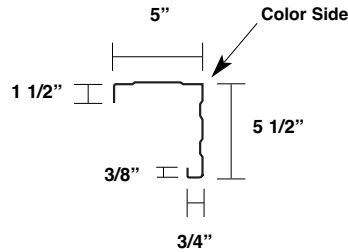
SPECIAL RAKE AND GUTTER TRIM

5 1/2" Gutter
Manufactured in Adelanto, CA



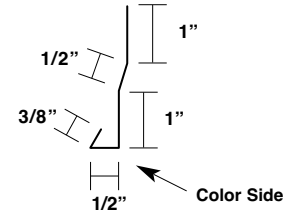
**Snow guards required to prevent damage caused by sliding snow. Lengths: LF

5 1/2" Barge
Manufactured in Adelanto, CA

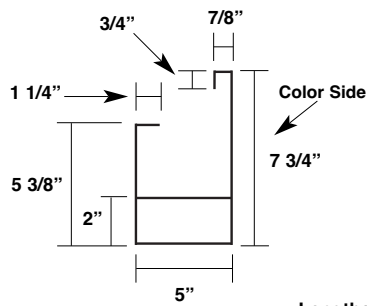


Lengths: LF

5 1/2" Barge Cleat
Painted Item #: 206556
Bare Item #: 206557

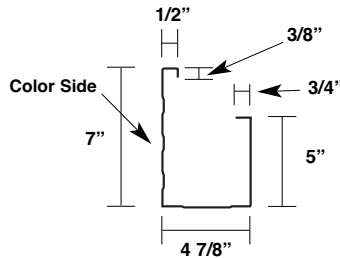


Rainhead Gutter
(Manufactured in Adelanto, CA)



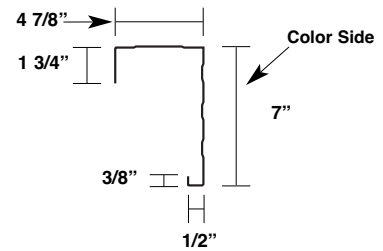
Lengths: 16"

7" Gutter
Manufactured in Ashburn, GA



**Snow guards required to prevent damage caused by sliding snow. Lengths: LF

7" Barge
Manufactured in Ashburn, GA



Lengths: LF

Gutter Clip
Item #: 38973



Gutter Clip used on both 5 1/2" and 7" Gutter

Lengths: N/A

Barge Clip
Item #: 39020
(To be used with 7" Barge)



Lengths: N/A

Notes:

MIRAGE II

ACCESSORIES

<p>Utility Eave Plate Item #: 17477</p> <p>Lengths: 10' - 0''</p>	<p>Mirage II 8" Clip Item #: 38978</p> <p>Lengths: 8''</p>	<p>#10 - 12 x 1" Type A Pancake Head Woodgrip - Plain Item #: 36116001</p>
<p>#10 - 16 x 1" TEK2 Pancake Head 2/2 Quadrex Self-Driller - Plain Item #: 36117</p>	<p>1/4 - 14 x 1 1/4" TEK2 ZAC 3/8 HWH Plain (Part # Varies by Color)</p>	<p>1/4 - 14 x 7/8" LAPTEK ZAC Self-Driller (Part # Varies by Color)</p>
<p>HHAB #14 - 10 x 1 1/2" Type A ZAC Tapper (Part # Varies by Color)</p>	<p>1/4 - 14 x 1 1/4" Shoulder TEK2 3/8 HWH W/O Washer - Plain Item #: 10975</p>	<p>Butyl Bead Tape Sealant 1/4" x 5/16" x 20' Item #: 95462</p>
<p>Butyl Tape Sealant 3/8" x 3/32" x 45' Item #: 95340</p>	<p>Butyl Tape Sealant 3/32" x 1" x 30' Item #: 95345</p>	<p>Titebond Caulk Sealant (Part # varies by color)</p>
<p>White Urethane Sealant Item #: 95320</p>	<p>Butyl Tube Sealant Item #: 95342</p>	<p>43D Pop Rivet (Part # Varies by Color)</p>
<p>Touch-Up Paint Pen (Part # Varies by Color)</p>	<p>Mirage II Outside Closure Item #: 39018 Without Adhesive 250258 With Adhesive</p> <p>Lengths: 2' - 8''</p>	<p>Mirage II Inside Closure Item #: 39017 Without Adhesive 250257 With Adhesive</p> <p>Lengths: 2' - 8''</p>
<p>Hem-Down Tool Item #: 38618</p>	<p>Hem-Up Tool Item #: 38617</p>	



☆ MANUFACTURING LOCATIONS ● SERVICE CENTERS ★ MANUFACTURING AND SERVICE CENTER



CORPORATE OFFICE
1500 HAMILTON RD.
BOSSIER CITY, LA 71111

MANUFACTURING LOCATIONS

- | | | | | |
|--------------|--------------------|------------------|----------------|-------------|
| ADELANTO, CA | ASHBURN, GA | BOSSIER CITY, LA | CLINTON, IL | DIAMOND, MO |
| HOUSTON, TX | LEWISPORT, KY | MARSHALL, MI | MAUSTON, WI | MERKEL, TX |
| | PEACHTREE CITY, GA | SUNNYVALE, TX | WINCHESTER, VA | |

MCELROY METAL
SERVICE
CENTER

- | | | | |
|---------------------------------------------------|---------------------------------------------|------------------------------------------------------|------------------------------------------------|
| 17031 Koala Road
Adelanto, CA 92301 | 5215 Leo St.
Alexandria, LA 71301 | 1007 Wilso Dr,
Baltimore, MD 21223 | 1500 Hamilton Rd.
Bossier City, LA 71111 |
| 3052 Yadkin Road
Chesapeake, VA 23323 | 9476 Meadowbrook Rd.
Clinton, IL 61727 | 3215 Highway 59
Diamond, MO 64840 | 390 N. Valley Dell Dr.
Fenton, MO 63026 |
| 409 Lovejoy Road
Ft. Walton Beach, FL 32548 | 3014 Lincoln Court
Garland, TX 75041 | 1440 Aldine Bender Road
Houston, TX 77032 | 10504 E. 59th Street
Indianapolis, IN 46236 |
| 9435 US Hwy. 60 W.
Lewisport, KY 42351 | 1020 Veterans Street
Mauston, WI 53948 | 5123 Terminal Dr.
McFarland, WI 53558 | 514 Cave Road
Nashville, TN 37210 |
| 8304 Hwy. 70 E.
North Little Rock, AR 72117 | 613 North Bierdeman Rd.
Pearl, MS 39208 | 8511 Industrial Drive
Pearland, TX 77584 | 7450 Tower Street
Richland Hills, TX 76118 |
| 8200 Berry Ave. Suite 100
Sacramento, CA 95828 | 1365 Dean Forest Rd.
Savannah, GA 31405 | 7355 Oakley Industrial Blvd.
Union City, GA 30291 | |
| | 1144 Silstar Rd.
West Columbia, SC 29170 | 325 McGhee Rd.
Winchester, VA 22603 | |

Website: www.mcelroymetal.com • E-mail: info@mcelroymetal.com